



# Elections

Prince Edward Island

*A Non-partisan Office of the Legislature*

December 6, 2022

Report of the  
Municipal Electoral Officer

# 2022

# Municipal Elections

**CHARLOTTETOWN**

**SUMMERSIDE**

**STRATFORD**

**CORNWALL**

**THREE RIVERS**



December 6<sup>th</sup>, 2022

City of Charlottetown

City of Summerside

Town of Stratford

Town of Cornwall

Town of Three Rivers

To: Mayor, Councillors and CAO's for each Municipality:


**RE: 2022 Municipal Elections – November 7<sup>th</sup>, 2022**

I am pleased to submit the Report of the Municipal Electoral Officer to the Mayor and Councillors of the five municipalities that contracted Elections PEI to run their Municipal Elections on Monday November 7<sup>th</sup>, 2022 pursuant to the *Municipal Government Act* and the corresponding *Municipal Election Regulations*.

Elections PEI continued its contract with the four municipalities that contracted the office to run the elections for them as well as adding in the Town of Three Rivers. This contract expires in January of 2023 and will be negotiated with each municipality at that time.

I would like to express my thanks to the staff of Elections PEI, the Returning Officers, Elections Clerks, and the over 350 people that were hired and who worked so hard at the polls to ensure that these elections were a success.

Sincerely,

A handwritten signature in black ink, appearing to read 'Tim G. Garrity', with a horizontal line extending to the right.

Tim G. Garrity  
Chief Electoral Officer  
Elections PEI



## Table of Contents

### City of Charlottetown

Nominated Candidates	1
Ballots cast for Mayor / Municipal overview	3
Results by Ward	5

### City of Summerside

Nominated Candidates	25
Ballots cast for Mayor / Municipal overview	27
Results by Ward	29

### Town of Stratford

Nominated Candidates	45
Ballots cast for Mayor / Municipal overview	47
Results by Ward	49

### Town of Cornwall

Nominated Candidates	55
Ballots cast for Mayor / Municipal overview	57
Candidate Results	59

### Town of Three Rivers

Nominated Candidates	61
Ballots cast for Mayor / Municipal overview	63
Results by Ward	65





# City of Charlottetown

## MAYOR CANDIDATES

**BROWN, Philip**

MULLEN, Daniel

VILLARD, Cecil

## WARD NAME

## COUNCILLOR CANDIDATES

Ward 1

Queens Square

**JANKOV, Alanna**

MORRISON, Joanna

MUNN, Wade

Ward 2

Belvedere

JAMES POIRIER, Wendi

MACLEOD, Terry

MCMURRAY, Eric

**MUTTART, Justin**

Ward 3

Brighton

**BECK, Norman**

MACLEOD, Barb

Ward 4

Spring Park

DYLLA, Barb

**TWEEL, Mitchell G.**

Ward 5

Ellen's Creek

CARROLL, Tony

COUSINS, Daniel

MACINTYRE, Pauline

**RAMSAY, Kevin**

Ward 6

Mount Edward

**DOIRON, Bob**

RAMSAY, Ryan

Ward 7

Beach Grove

CLARK, Linda

GAUDET, Paul

**MCALEER, John**

Ward 8

Highfield

DRISCOLL, Corey

**MACKINNON, Trevor**

WIGHT, Charlene

Ward 9

Stonepark

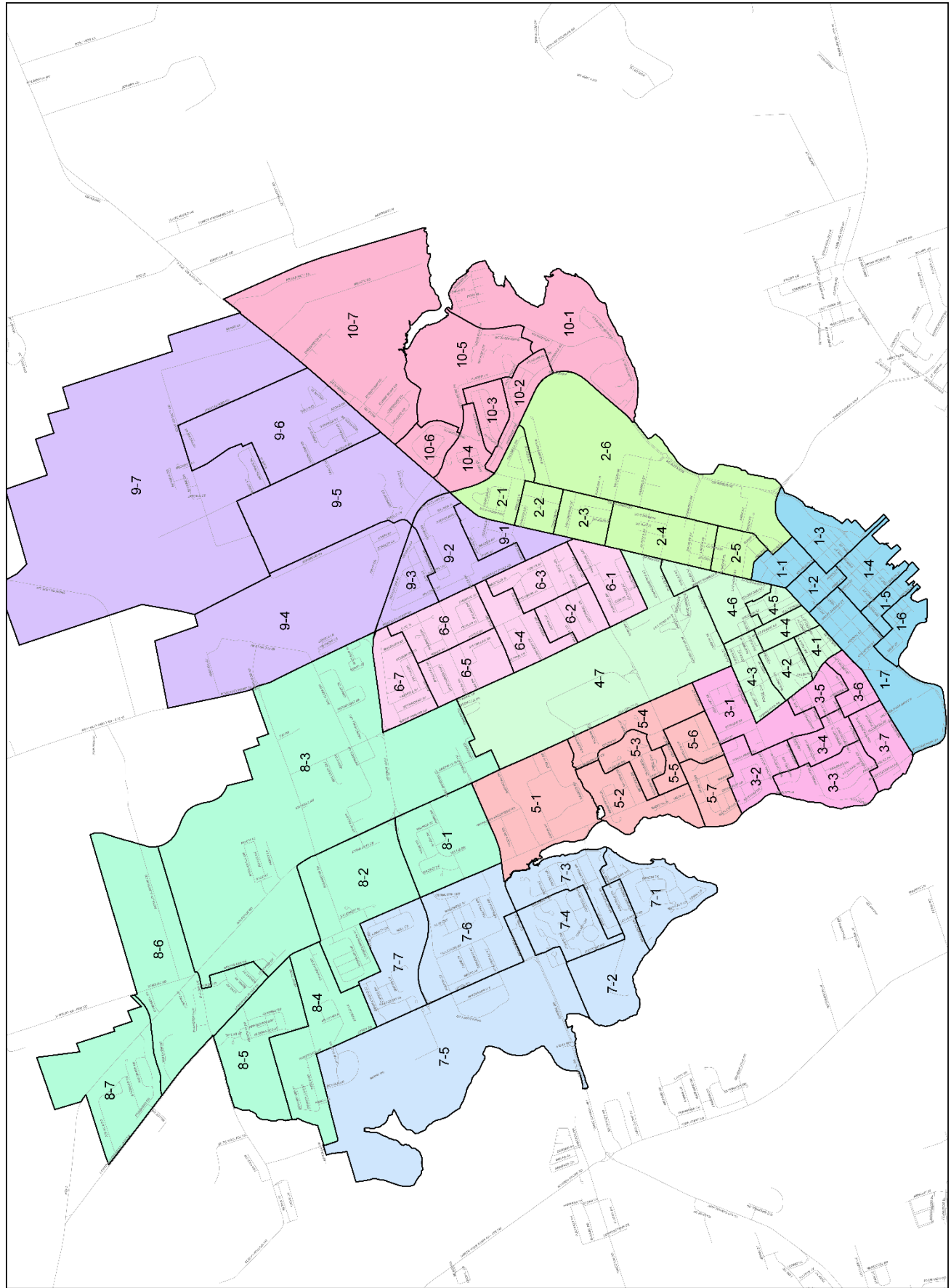
GAY, Gordon

**MCCABE, Julie**

Ward 10

Falconwood

**BERNARD, Terry**





**MAYOR**

No.	Ward	Number of Electors	Ballots Cast for Mayor Candidates		
			BROWN, Philip	MULLEN, Daniel	VILLARD, Cecil
1	Queens Square	2434	571	237	274
2	Belvedere	2262	486	268	314
3	Brighton	2437	726	264	454
4	Spring Park	2681	660	314	338
5	Ellen's Creek	2177	413	193	291
6	Mount Edward	2305	526	231	463
7	Beach Grove	2398	503	185	473
8	Highfield	2682	491	286	468
9	Stonepark	2563	442	212	328
10	Falconwood	2384	444	166	234
	<b>Total</b>	24,323	5262	2356	3637

\* Elector: registered eligible person entitled to vote at the election      Voter: has voted

**HISTORIC AND CURRENT VOTER TURNOUT**

Year	# of Electors	# of Votes	Percentage
2000	21,308	12,018	56 %
2003	24,236	13,894	57 %
2006	22,570	13,241	59 %
2010	22,718	12,442	55 %
2014	23,038	13,449	58 %
2018	25,077	14,578	58 %
2022	24,323	11,323	47 %

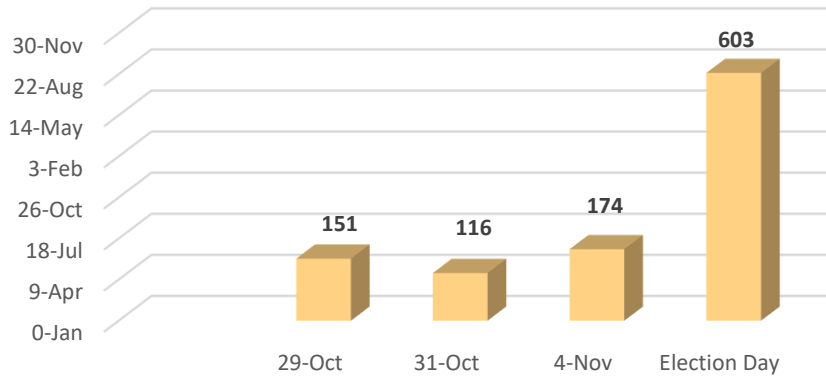
**VOTER INFORMATION CARDS**

Total number of voters 11,323

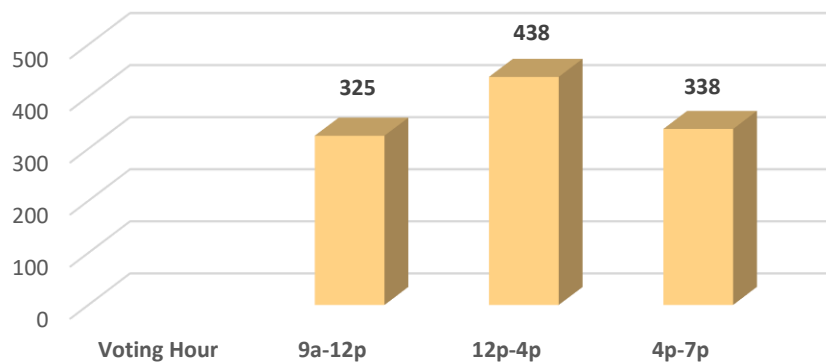
Voters presenting Voter Information Cards at Polls 8,883

Percentage of voters presenting Voter Information Cards 78%

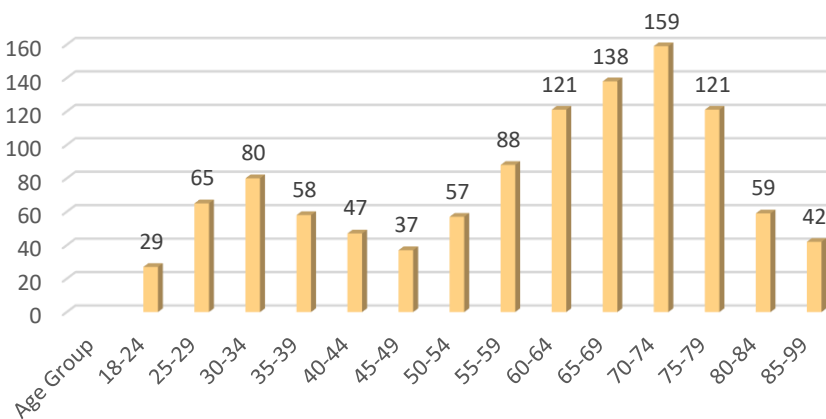
### CHARLOTTETOWN WARD 1 In-Person Voting Opportunities



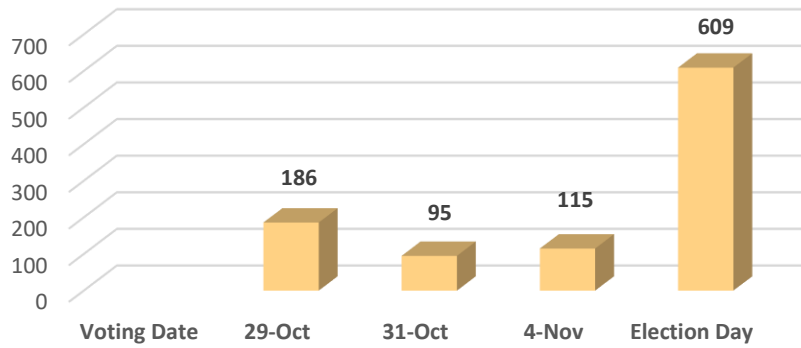
### CHARLOTTETOWN WARD 1 In-Person Voting by Hour



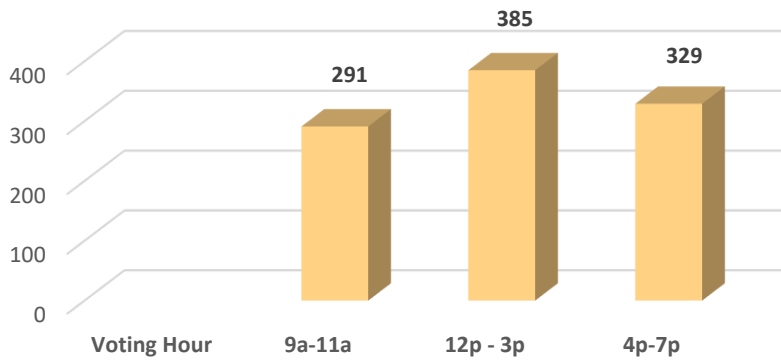
### CHARLOTTETOWN WARD 1 Votes by Age Group



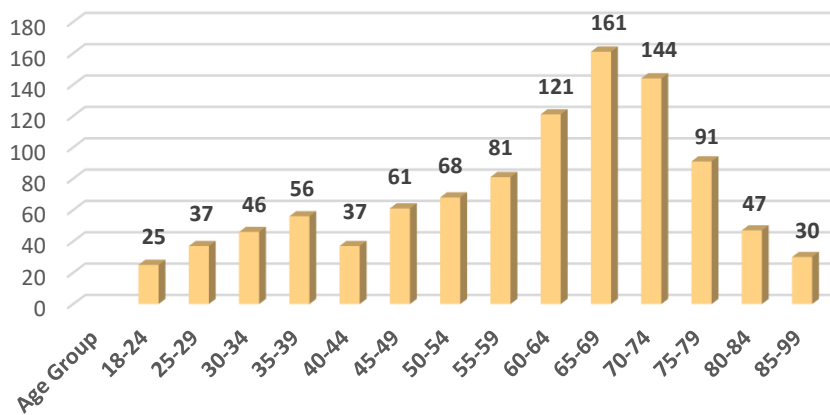
### CHARLOTTETOWN WARD 2 In-Person Voting Opportunities



### CHARLOTTETOWN WARD 2 In-Person Voting by Hour



### CHARLOTTETOWN WARD 2 Votes by Age Group



**WARD NO. 1 QUEENS SQUARE**

Returning Officer: Amy Doyle

**MAYOR**

Poll No	Poll Name: QUEENS SQUARE	Number of Eligible Electors	Number of Valid Ballots Cast	Rejected Ballots	Ballots Cast for Mayor Candidates		
					<b>BROWN,</b> Philip	<b>MULLEN,</b> Daniel	<b>VILLARD,</b> Cecil Francis
*	Advance		500	10	256	104	130
1	Pleasant St	259	57	1	29	10	17
2	Clarke St	370	76	2	43	21	10
3	Cumberland St	300	62	0	29	13	20
4	King St	372	125	2	67	28	27
5	Pownal St	401	121	1	61	35	24
6	Haviland St	387	91	1	53	10	27
7	Fitzroy St	345	69	1	33	16	19
	<b>Total</b>	<b>2434</b>	<b>1101</b>	<b>18</b>	<b>571</b>	<b>237</b>	<b>274</b>

\* Includes all Advance, Hospital Polls, Mobile Polls, and Mail-in Ballots : **45% Voter Turnout****COUNCILLOR**

Poll No	Poll Name: QUEENS SQUARE	Number of Eligible Electors	Number of Valid Ballots Cast	Rejected Ballots	Ballots Cast for Councillor Candidates		
					<b>JANKOV,</b> Alanna	<b>MORRISON,</b> Joanna	<b>MUNN,</b> Wade
*	Advance		500	7	261	190	42
1	Pleasant St	259	57	1	26	27	3
2	Clarke St	370	76	0	32	39	5
3	Cumberland St	300	62	1	23	33	5
4	King St	372	125	2	57	56	9
5	Pownal St	401	121	1	57	58	5
6	Haviland St	387	91	0	57	31	3
7	Fitzroy St	345	69	2	34	29	4
	<b>Total</b>	<b>2434</b>	<b>1101</b>	<b>14</b>	<b>547</b>	<b>463</b>	<b>76</b>

\* Includes all Advance, Hospital Polls, Mobile Polls, and Mail-in Ballots: **45% Voter Turnout**

**WARD NO. 2 BELVEDERE**

Returning Officer: Amy Doyle

**MAYOR**

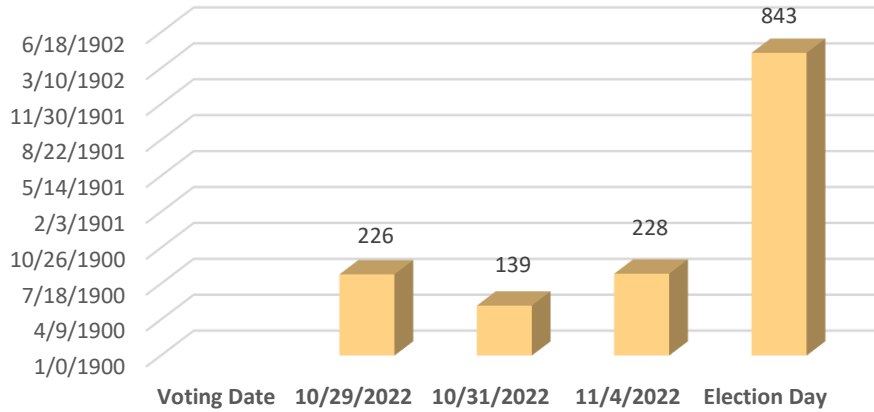
Poll No	Poll Name: BELVEDERE	Number of Eligible Electors	Number of Valid Ballots Cast	Rejected Ballots	Ballots Cast for Mayor Candidates		
					<b>BROWN,</b> Philip	<b>MULLEN,</b> Daniel	<b>VILLARD,</b> Cecil Francis
*	Advance		473	6	207	117	143
1	Francis Ln	318	105	1	40	14	50
2	Fountain Dr	379	45	1	23	10	11
3	Falconwood Dr	379	97	2	47	28	20
4	Linden Av	424	115	1	52	27	35
5	Esher St	399	126	0	65	33	28
6	Riverside Dr	363	121	3	52	39	27
	<b>TOTALS</b>	2262	1082	14	<b>486</b>	268	314

\* Includes all Advance, Hospital Polls, Mobile Polls, and Mail-in Ballots : **47% Voter Turnout****COUNCILLOR**

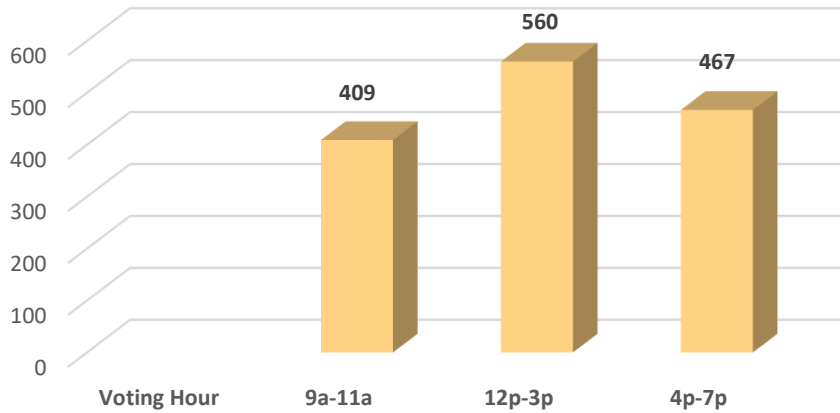
Poll No	Poll Name: BELVEDERE	Number of Eligible Electors	Number of Valid Ballots Cast	Rejected Ballots	Ballots Cast for Councillor Candidates			
					<b>JAMES POIRIER,</b> Wendi	<b>MACLEOD,</b> Terry	<b>MCMURRAY,</b> Eric	<b>MUTTART,</b> Justin
*	Advance		473	7	114	148	12	192
1	Francis Ln	318	105	0	17	23	0	65
2	Fountain Dr	379	45	1	11	12	5	15
3	Falconwood Dr	379	97	0	28	28	2	39
4	Linden Av	424	115	0	11	47	2	55
5	Esher St	399	126	1	33	33	6	53
6	Riverside Dr	363	121	1	36	27	0	57
	<b>TOTALS</b>	2262	1082	10	250	318	27	<b>476</b>

\* Includes all Advance, Hospital Polls, Mobile Polls, and Mail-in Ballots: **47% Voter Turnout**

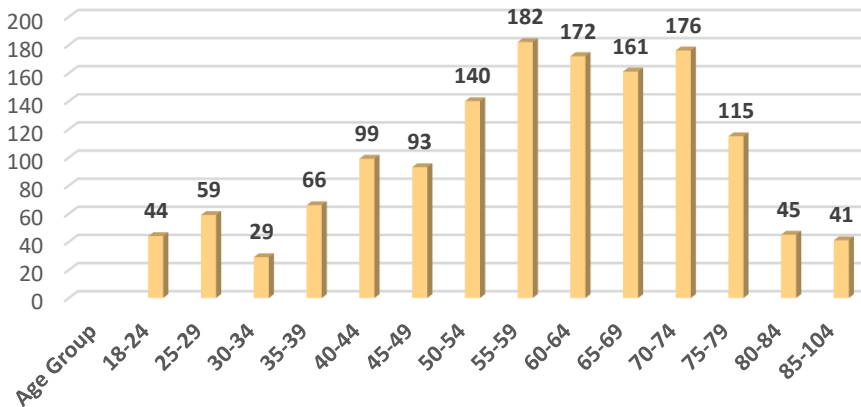
### CHARLOTTETOWN WARD 3 In-Person Voting Opportunities



### CHARLOTTETOWN WARD 3 In-Person Voting by Hour



### CHARLOTTETOWN WARD 3 Voters by Age Group



**WARD NO. 3 BRIGHTON**

Returning Officer: Allison MacDonald

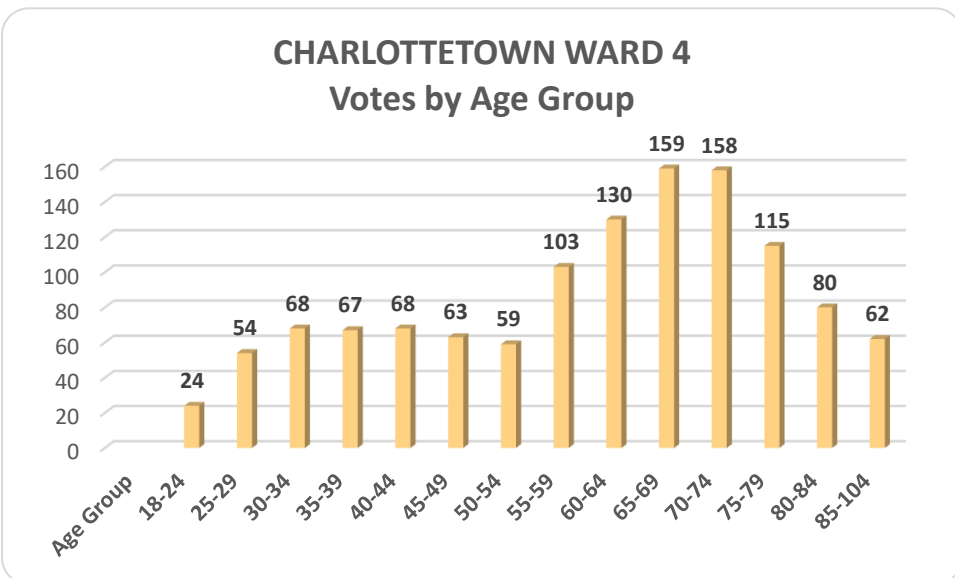
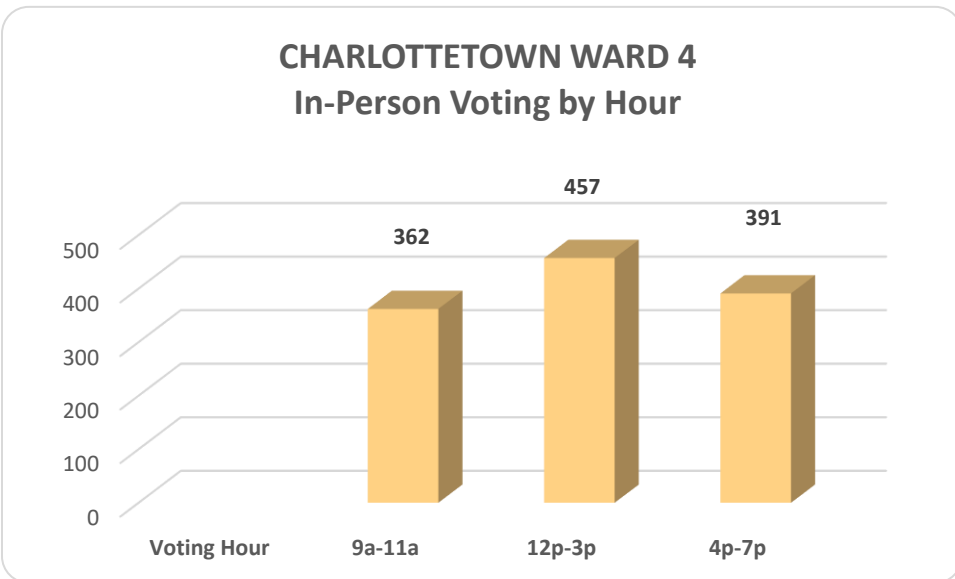
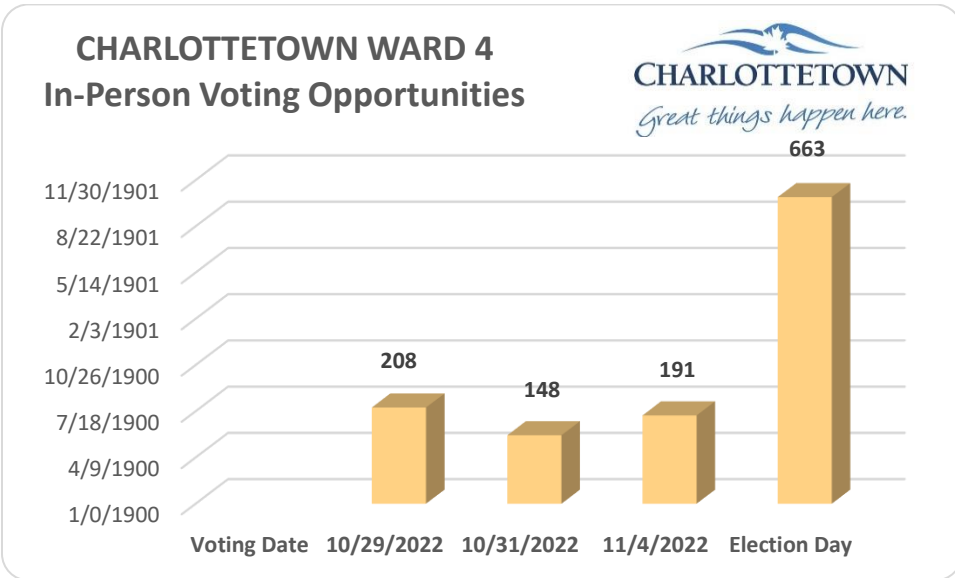
**MAYOR**

Poll No	Poll Name: BRIGHTON	Number of Eligible Electors	Number of Valid Ballots Cast	Rejected Ballots	Ballots Cast for Mayor Candidates		
					<b>BROWN, Philip</b>	<b>MULLEN, Daniel</b>	<b>VILLARD, Cecil Francis</b>
*	Advance		622	8	308	110	196
1	Dunkirk	331	111	1	52	27	31
2	Westwood Cr	372	133	2	65	18	48
3	St Claire Av	384	142	4	71	10	57
4	Sidmount Av	302	104	1	52	23	28
5	Green St	354	115	1	64	21	29
6	Churchill Av	344	120	1	69	24	26
7	York Ln	350	119	4	45	31	39
	<b>TOTALS</b>	2437	1466	22	726	264	454

\* Includes all Advance, Hospital Polls, Mobile Polls, and Mail-in Ballots : **60% Voter Turnout****COUNCILLOR**

Poll No	Poll Name: BRIGHTON	Number of Eligible Electors	Number of Valid Ballots Cast	Rejected Ballots	Ballots Cast for Councillor Candidates	
					<b>BECK, Norman</b>	<b>MACLEOD, Barb</b>
*	Advance		609	2	377	230
1	Dunkirk	331	111	1	59	51
2	Westwood Cr	372	133	0	77	56
3	St Claire Av	384	142	0	97	45
4	Sidmount Av	302	104	0	70	34
5	Green St	354	114	0	73	41
6	Churchill Av	344	120	0	73	47
7	York Ln	350	119	4	70	45
	<b>TOTALS</b>	2437	1452	7	896	549

\* Includes all Advance, Hospital Polls, Mobile Polls, and Mail-in Ballots: **59.6% Voter Turnout**





**WARD NO. 4 SPRING PARK**

Returning Officer: Allison MacDonald

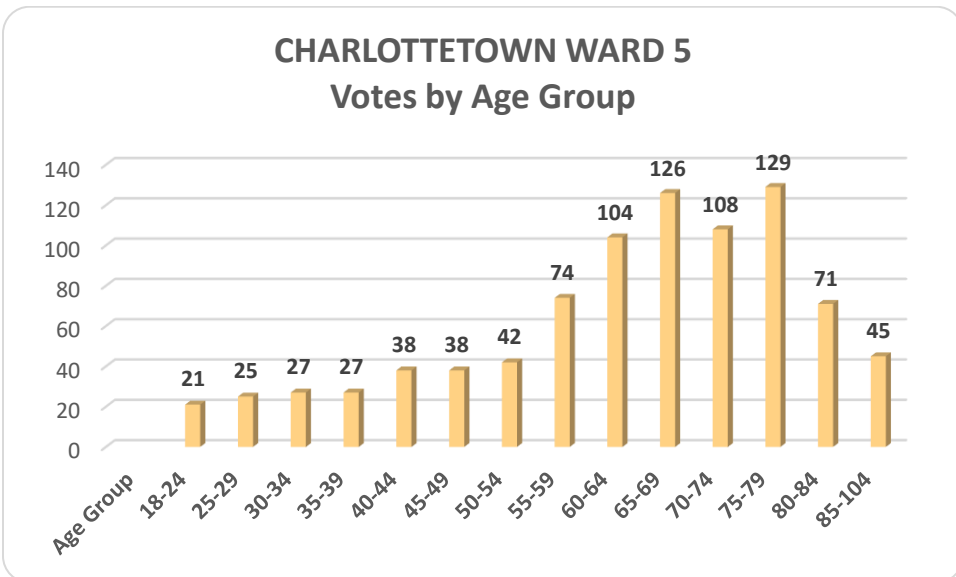
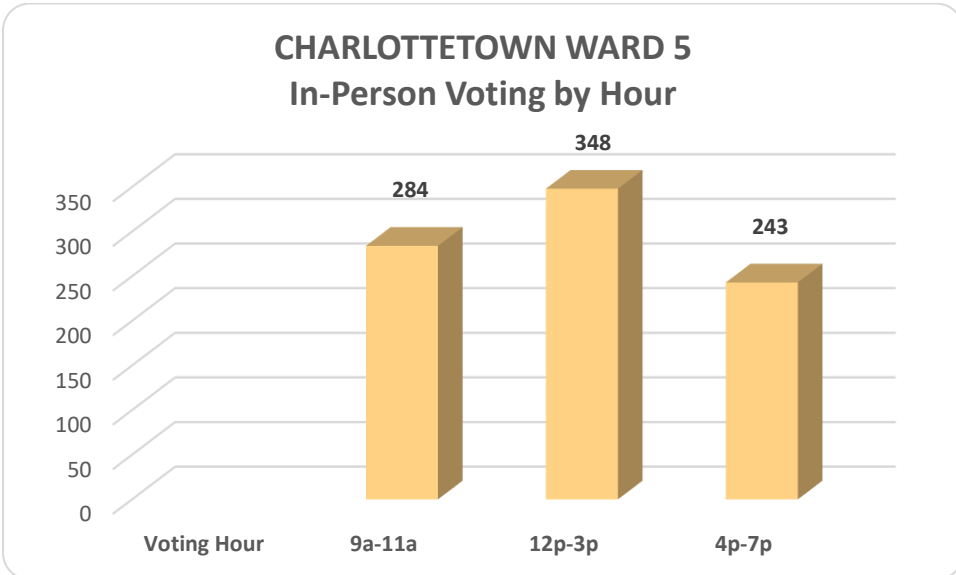
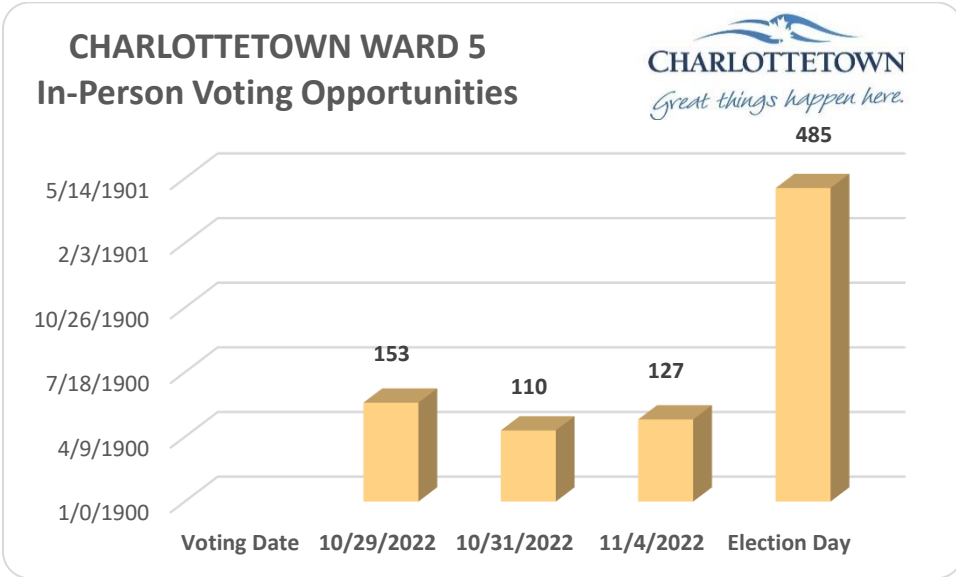
**MAYOR**

Poll No	Poll Name: SPRING PARK	Number of Eligible Electors	Number of Valid Ballots Cast	Rejected Ballots	Ballots Cast for Mayor Candidates		
					<b>BROWN,</b> Philip	<b>MULLEN,</b> Daniel	<b>VILLARD,</b> Cecil Francis
*	Advance		673	10	314	140	209
1	Passmore St	298	76	1	43	14	18
2	Desbrisay Cr	354	103	1	47	31	24
3	Summer St	400	101	1	54	30	16
4	Alley St	308	70	3	39	22	6
5	Upper Hillsborough	418	90	0	47	26	17
6	Laphorn Av	409	130	1	66	35	28
7	Deblois St	494	86	0	50	16	20
	<b>TOTALS</b>	2681	1329	17	<b>660</b>	314	338

\* Includes all Advance, Hospital Polls, Mobile Polls, and Mail-in Ballots : **49.6% Voter Turnout****COUNCILLOR**

Poll No	Poll Name: SPRING PARK	Number of Eligible Electors	Number of Valid Ballots Cast	Rejected Ballots	Ballots Cast for Councillor Candidates	
					<b>DYLLA,</b> Barbara	<b>TWEEL,</b> Mitchell G.
*	Advance		675	5	271	399
1	Passmore St	298	76	0	36	40
2	Desbrisay Cr	354	103	0	50	53
3	Summer St	400	101	2	70	29
4	Alley St	308	70	0	44	26
5	Upper Hillsborough	418	90	1	49	40
6	Laphorn Av	409	130	2	63	65
7	Deblois St	494	86	0	32	54
	<b>TOTALS</b>	2681	1331	10	615	706

\* Includes all Advance, Hospital Polls, Mobile Polls, and Mail-in Ballots: **49.6% Voter Turnout**



**WARD NO. 5 ELLEN'S CREEK**

Returning Officer: Sharon Carver

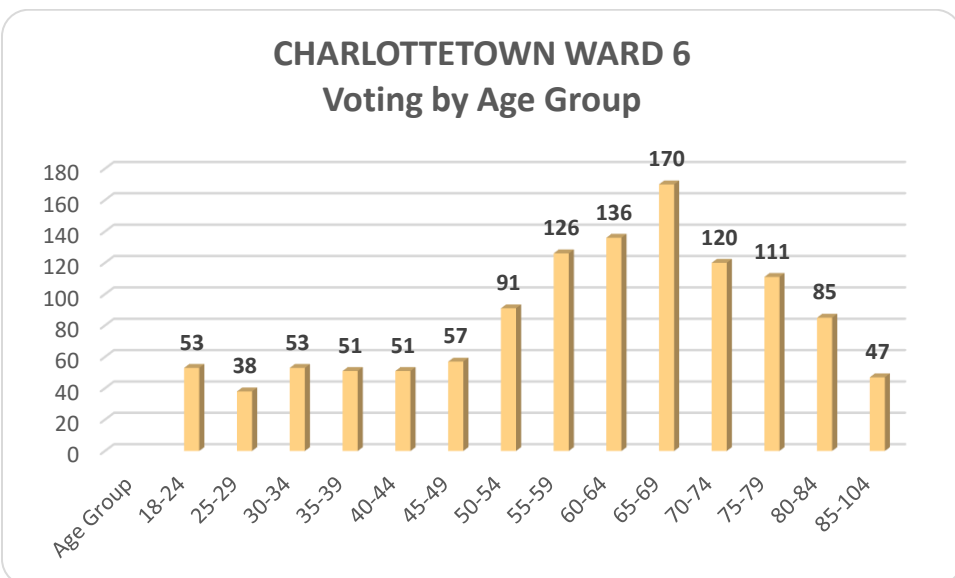
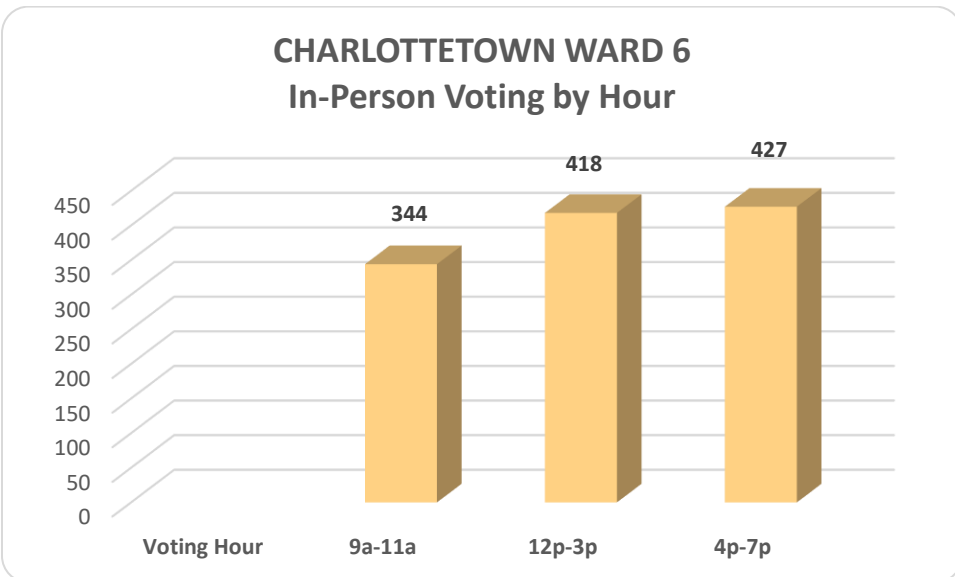
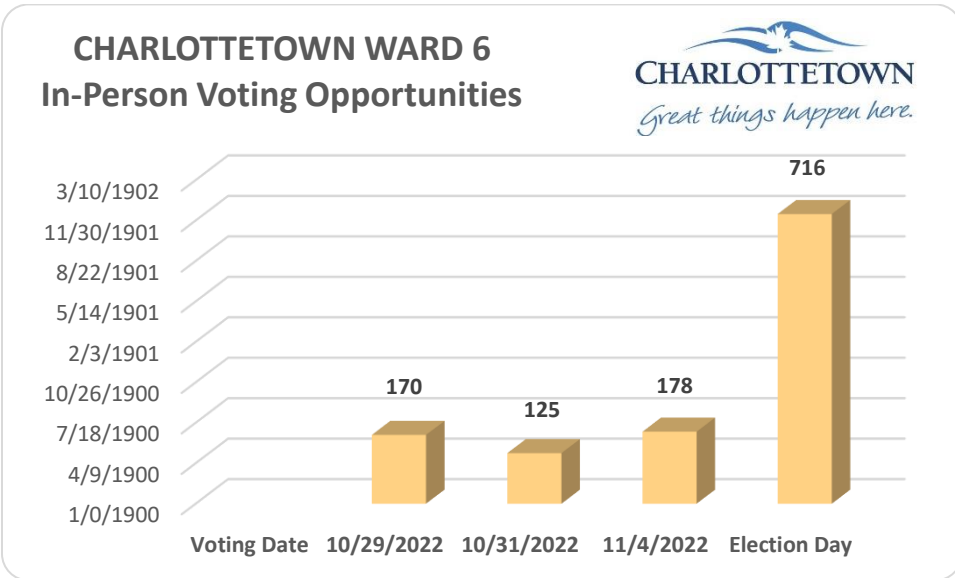
**MAYOR**

Poll No	Poll Name: ELLEN'S CREEK	Number of Eligible Electors	Number of Valid Ballots Cast	Rejected Ballots	Ballots Cast for Mayor Candidates		
					<b>BROWN,</b> Philip	<b>MULLEN,</b> Daniel	<b>VILLARD,</b> Cecil Francis
*	Advance		429	6	177	87	159
1	Burns Av	287	55	1	28	13	13
2	Skyview Dr	327	96	1	40	27	28
3	Carvell Crt	272	77	1	37	14	25
4	Paton Crt	301	44	1	23	11	9
5	Garden Home	371	44	1	20	12	11
6	Ashburn Cr	321	66	1	38	14	13
7	Moreau Dr	298	98	0	50	15	33
	<b>TOTALS</b>	<b>2177</b>	909	12	413	193	291

\* Includes all Advance, Hospital Polls, Mobile Polls, and Mail-in Ballots : **43.7% Voter Turnout****COUNCILLOR**

Poll No	Poll Name: ELLEN'S CREEK	Number of Eligible Electors	Number of Valid Ballots Cast	Rejected Ballots	Ballots Cast for Councillor Candidates			
					<b>CARROLL,</b> Tony	<b>COUSINS,</b> Daniel	<b>MACINTYRE,</b> Pauline	<b>RAMSAY,</b> Kevin
*	Advance		430	1	114	50	111	154
1	Burns Av	287	55	0	8	8	13	26
2	Skyview Dr	327	96	0	18	25	22	31
3	Carvell Crt	272	77	0	19	24	12	22
4	Paton Crt	301	44	1	8	13	9	13
5	Garden Home	371	44	0	15	9	11	9
6	Ashburn Cr	321	66	0	22	11	13	20
7	Moreau Dr	298	98	0	18	15	23	42
	<b>TOTALS</b>	<b>2177</b>	910	2	222	155	214	317

\* Includes all Advance, Hospital Polls, Mobile Polls, and Mail-in Ballots: **41.8% Voter Turnout**



**WARD NO. 6 MOUNT EDWARD**

Returning Officer: Sharon Carver

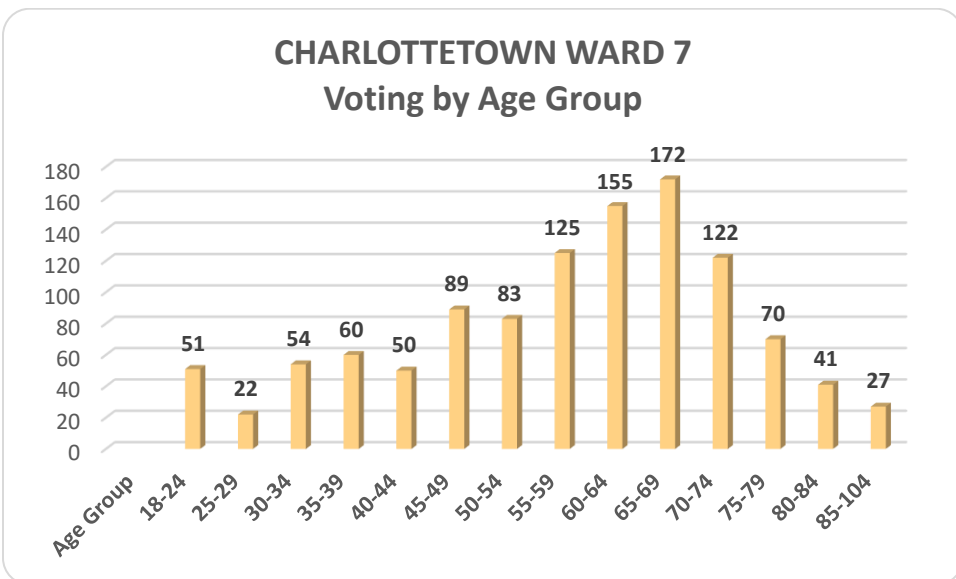
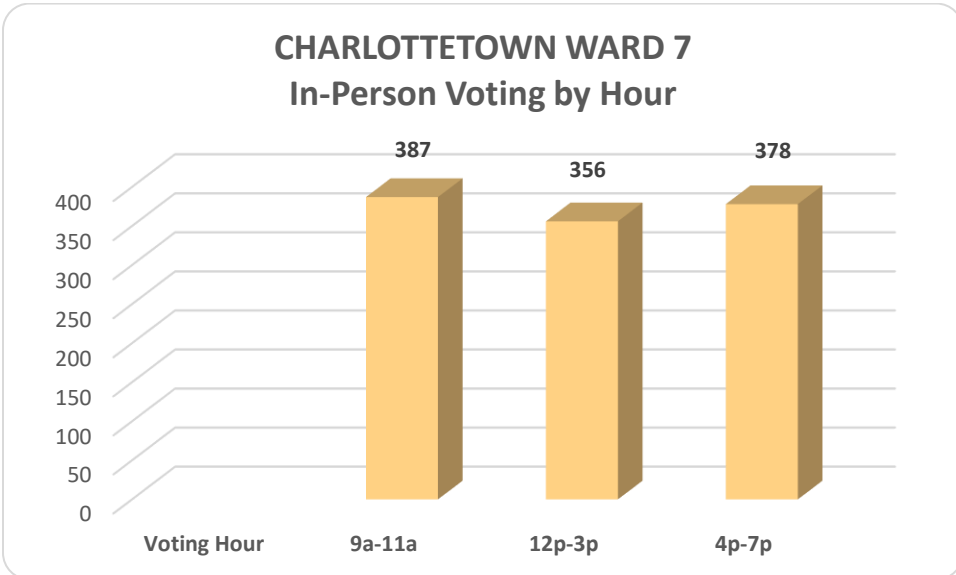
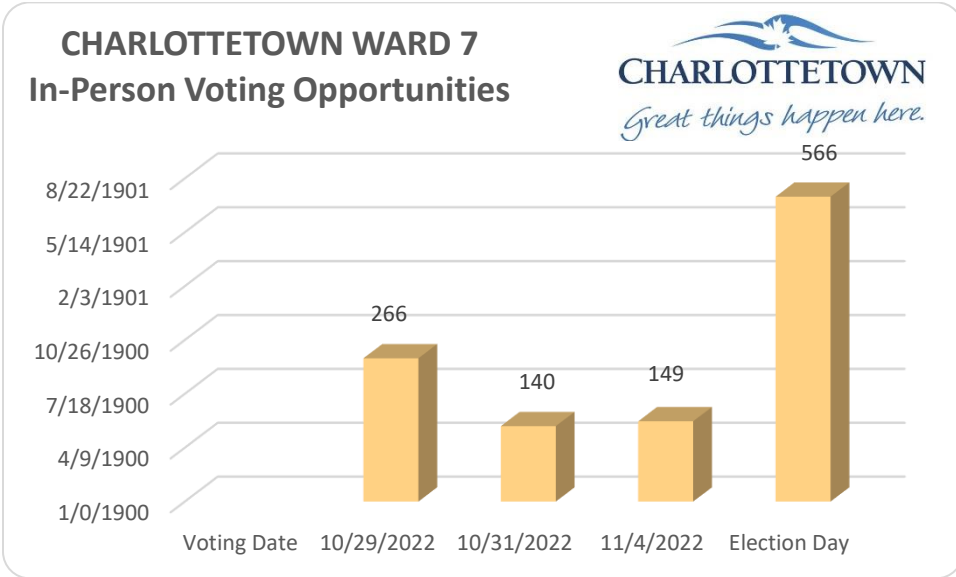
**MAYOR**

Poll No	Poll Name: MOUNT EDWARD	Number of Eligible Electors	Number of Valid Ballots Cast	Rejected Ballots	Ballots Cast for Mayor Candidates		
					<b>BROWN,</b> Philip	<b>MULLEN,</b> Daniel	<b>VILLARD,</b> Cecil Francis
*	Advance		516	5	205	95	211
1	Parkview Dr	292	72	0	40	16	16
2	Fairview Dr	362	77	0	34	12	31
3	Lincolnwood Dr	317	89	0	35	19	35
4	Woodlawn Dr	306	107	1	45	24	37
5	MacMillan Cr	354	119	1	54	23	41
6	Rosedale Dr	329	108	1	43	24	40
7	Fulton Dr	345	141	1	70	18	52
	<b>TOTALS</b>	2305	1229	9	526	231	463

\* Includes all Advance, Hospital Polls, Mobile Polls, and Mail-in Ballots : **53.3% Voter Turnout****COUNCILLOR**

Poll No	Poll Name: MOUNT EDWARD	Number of Eligible Electors	Number of Valid Ballots Cast	Rejected Ballots	Ballots Cast for Councillor Candidates	
					<b>DOIRON,</b> Bob	<b>RAMSAY,</b> Ryan
*	Advance		516	2	376	138
1	Parkview Dr	292	72	2	46	24
2	Fairview Dr	362	77	0	58	19
3	Lincolnwood Dr	317	89	2	56	31
4	Woodlawn Dr	306	107	0	76	31
5	MacMillan Cr	354	119	2	65	52
6	Rosedale Dr	329	103	1	70	32
7	Fulton Dr	345	141	0	90	51
	<b>TOTALS</b>	2305	1224	9	837	378

\* Includes all Advance, Hospital Polls, Mobile Polls, and Mail-in Ballots: **53.1% Voter Turnout**



**WARD NO. 7 BEACH GROVE**

Returning Officer: Heather Tedford

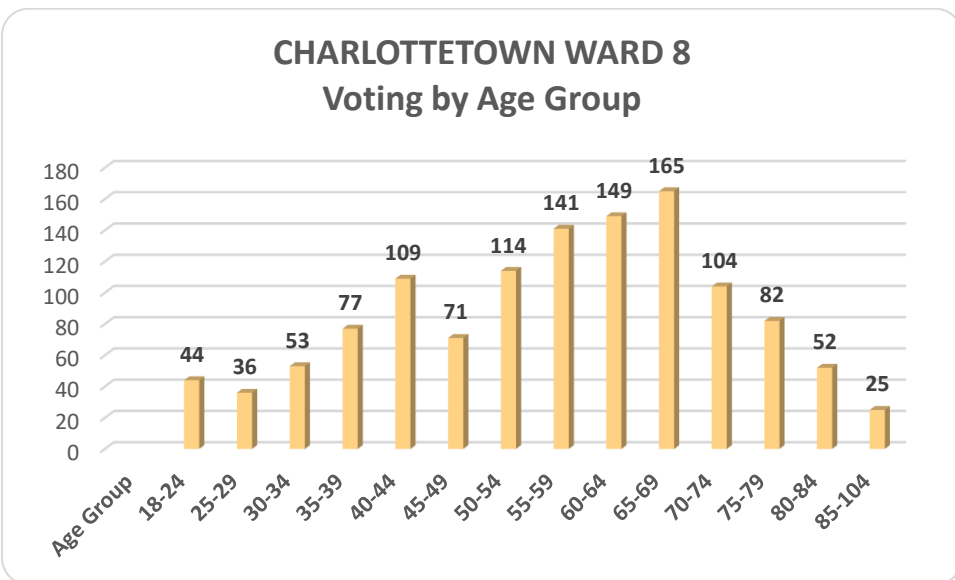
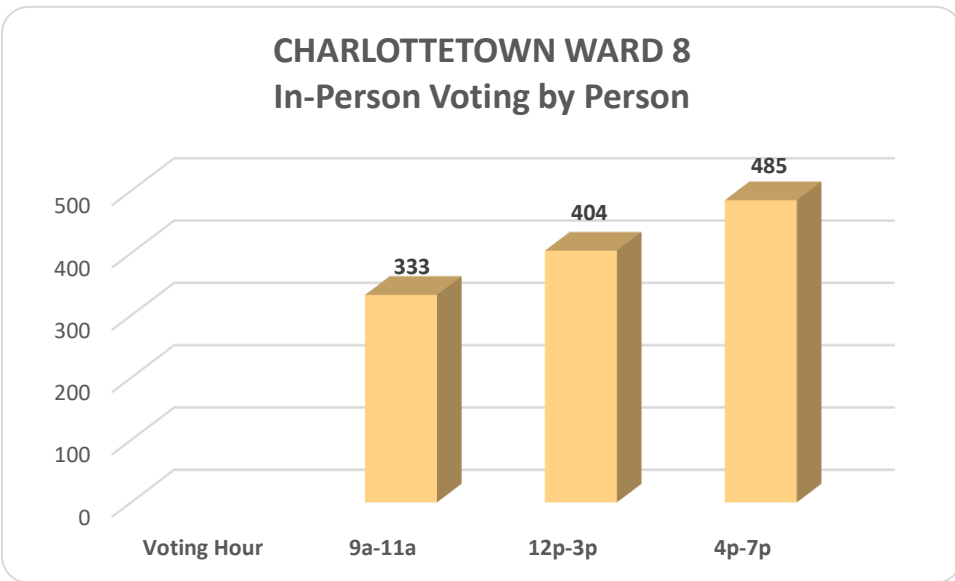
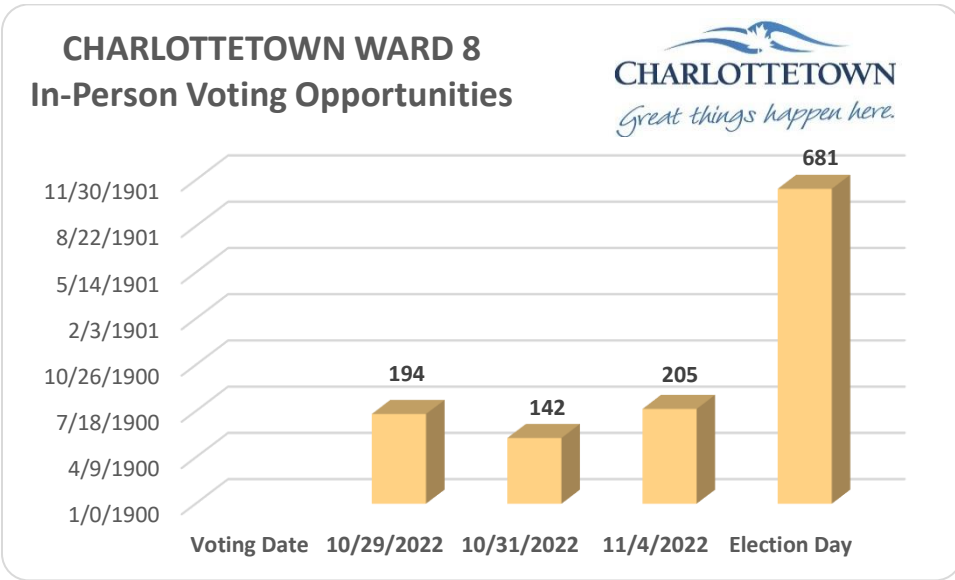
**MAYOR**

Poll No	Poll Name: BEACH GROVE	Number of Eligible Electors	Number of Valid Ballots Cast	Rejected Ballots	Ballots Cast for Mayor Candidates		
					<b>BROWN,</b> Philip	<b>MULLEN,</b> Daniel	<b>VILLARD,</b> Cecil Francis
*	Advance		611	8	248	81	274
1	Altavista Cr	340	111	3	58	19	31
2	Beach Grove	335	42	0	14	8	20
3	Wallace Dr	393	91	0	51	12	28
4	Carr Crt	365	84	1	25	23	35
5	Hurry Rd	328	73	0	38	13	22
6	Kirkdale Rd	240	65	1	30	8	26
7	Bell Heights	397	97	0	39	21	37
	<b>Total</b>	<b>2398</b>	<b>1174</b>	13	<b>503</b>	185	473

\* Includes all Advance, Hospital Polls, Mobile Polls, and Mail-in Ballots : **49% Voter Turnout****COUNCILLOR**

Poll No	Poll Name: BEACH GROVE	Number of Eligible Electors	Number of Valid Ballots Cast	Rejected Ballots	Ballots Cast for Councillor Candidates		
					<b>CLARK,</b> Linda	<b>Gaudet,</b> Paul	<b>MCALEER,</b> John Wilfred
*	Advance		611	5	91	158	357
1	Pleasant St	340	111	0	16	27	68
2	Clarke St	335	43	0	9	3	31
3	Cumberland St	393	91	0	13	38	40
4	King St	365	84	0	16	15	53
5	Pownal St	328	73	0	12	45	16
6	Haviland St	240	65	0	8	22	35
7	Fitzroy St	397	97	0	32	25	40
	<b>Total</b>	<b>2398</b>	<b>1175</b>	5	197	333	<b>640</b>

\* Includes all Advance, Hospital Polls, Mobile Polls, and Mail-in Ballots: **49.5% Voter Turnout**







## WARD NO. 8 Highfield

Returning Officer: Heather Tedford

### MAYOR

Poll No	Poll Name: HIGHFIELD	Number of Eligible Electors	Number of Valid Ballots Cast	Rejected Ballots	Ballots Cast for Mayor Candidates		
					BROWN, Philip	MULLEN, Daniel	VILLARD, Cecil Francis
*	Advance		576	4	229	131	212
1	Katie Dr	387	76	3	23	16	34
2	Kenwood Cir	397	94	1	45	15	33
3	MacAleer Dr	367	113	0	38	36	39
4	Thorndale Dr	377	97	0	41	13	43
5	Westway Dr	331	70	1	26	17	26
6	Evergreen Dr	468	120	0	48	37	35
7	Belgrave	355	109	1	41	21	46
	<b>Total</b>	<b>2682</b>	<b>1255</b>	<b>10</b>	<b>491</b>	<b>286</b>	<b>468</b>

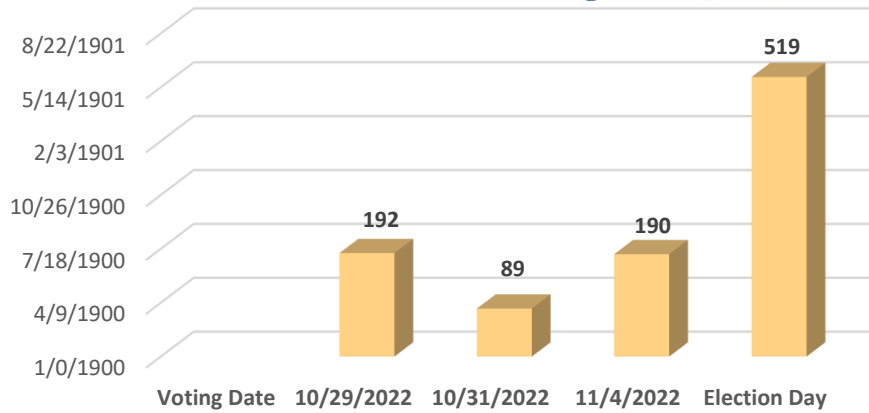
\* Includes all Advance, Hospital Polls, Mobile Polls, and Mail-in Ballots : **46.9% Voter Turnout**

### COUNCILLOR

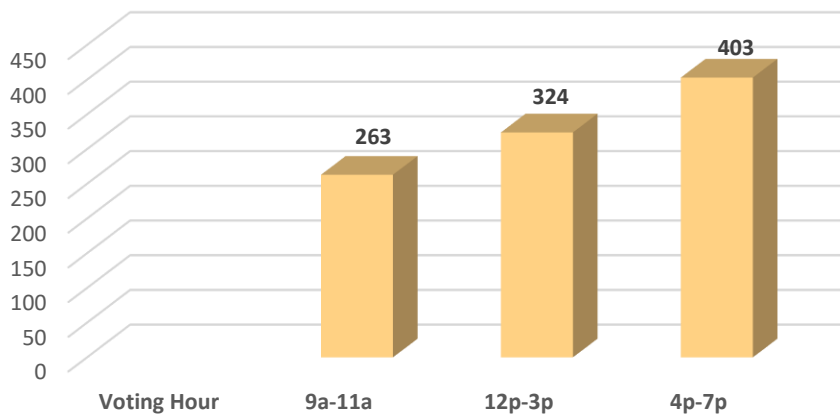
Poll No	Poll Name: HIGHFIELD	Number of Eligible Electors	Number of Valid Ballots Cast	Rejected Ballots	Ballots Cast for Councillor Candidates		
					DRISCOLL, Corey	MacKinnon, Trevor	Wight, Charlene
*	Advance		576	9	225	279	63
1	Katie Dr	387	76	2	32	36	6
2	Kenwood Cir	397	94	2	40	35	17
3	MacAleer Dr	367	113	1	49	57	6
4	Thorndale Dr	377	97	0	44	43	10
5	Westway Dr	331	70	1	30	25	14
6	Evergreen Dr	468	120	1	60	44	15
7	Belgrave	355	109	0	56	43	10
	<b>Total</b>	<b>2682</b>	<b>1255</b>	<b>16</b>	<b>536</b>	<b>562</b>	<b>141</b>

\* Includes all Advance, Hospital Polls, Mobile Polls, and Mail-in Ballots: **46.3% Voter Turnout**

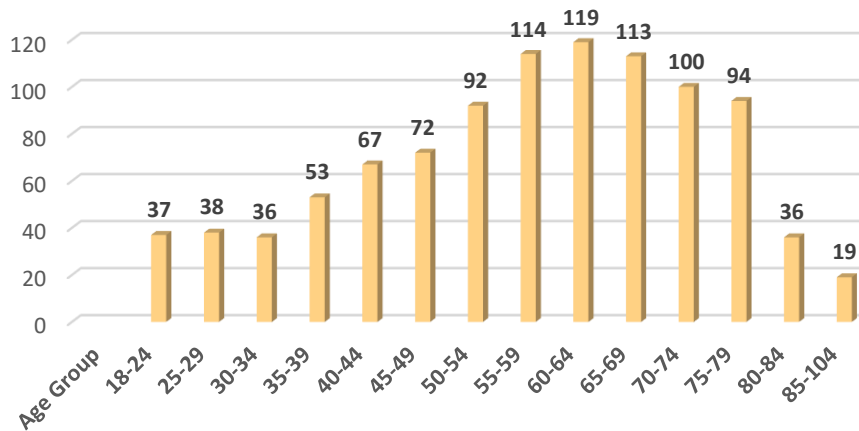
### CHARLOTTETOWN WARD 9 In-Person Voting by Date



### CHARLOTTETOWN WARD 9 In-Person Voting by Hour



### CHARLOTTETOWN WARD 9 Voting by Age Group



**WARD NO. 9 STONEPARK**

Returning Officer: Ethan Garrett

**MAYOR**

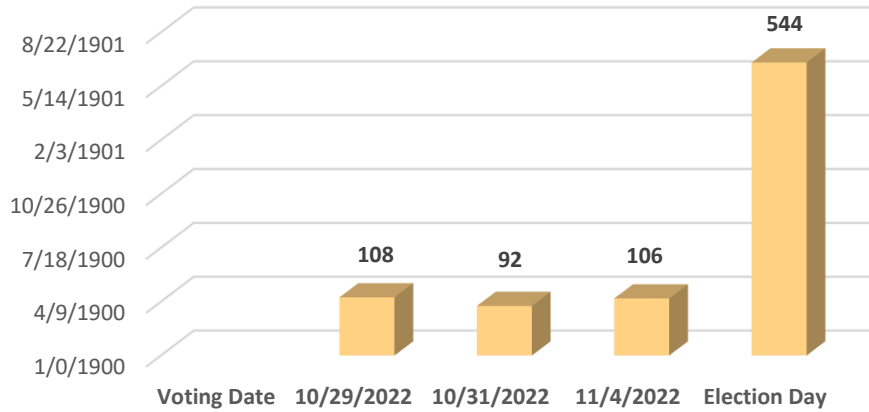
Poll No	Poll Name: STONEPARK	Number of Eligible Electors	Number of Valid Ballots Cast	Rejected Ballots	Ballots Cast for Mayor Candidates		
					<b>BROWN,</b> Philip	<b>MULLEN,</b> Daniel	<b>VILLARD,</b> Cecil Francis
*	Advance		<b>476</b>	8	205	106	157
1	Yorkshire Dr	337	63		38	5	20
2	Ralden Av	330	77	2	34	18	23
3	Richard Dr	326	73	2	35	17	19
4	Norwood Rd	255	43	1	26	7	9
5	Elena Crt	478	63	1	25	21	16
6	Darrach St	399	87		41	10	36
7	East Royalty Rd	438	114		38	28	48
	<b>TOTALS</b>	2563	<b>996</b>	14	442	212	328

\* Includes all Advance, Hospital Polls, Mobile Polls, and Mail-in Ballots : **38.8% Voter Turnout****COUNCILLOR**

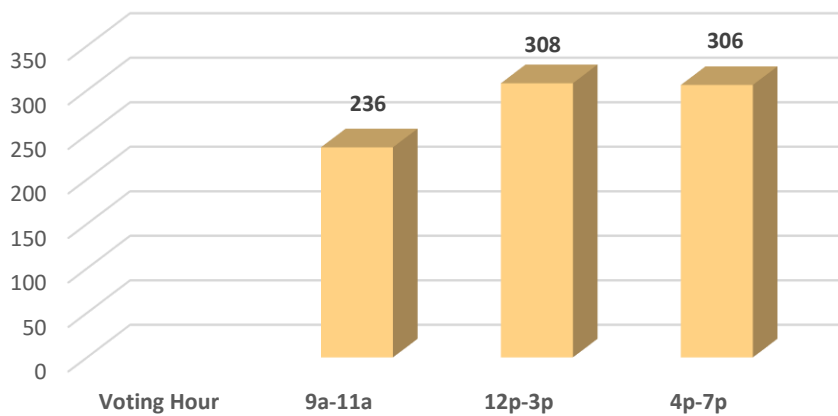
Poll No	Poll Name: STONEPARK	Number of Eligible Electors	Number of Valid Ballots Cast	Rejected Ballots	Ballots Cast for Councillor Candidates	
					<b>GAY,</b> Gordon	<b>MCCABE,</b> Julie
*	Advance		<b>476</b>	4	86	<b>386</b>
1	Yorkshire Dr	337	63		17	<b>46</b>
2	Ralden Av	330	77		9	<b>68</b>
3	Richard Dr	326	73	1	15	<b>57</b>
4	Norwood Rd	255	43		8	<b>35</b>
5	Elena Crt	478	63		13	<b>50</b>
6	Darrach St	399	87		27	<b>60</b>
7	East Royalty Rd	438	114	1	34	<b>79</b>
	<b>TOTALS</b>	2563	996	6	209	<b>781</b>

\* Includes all Advance, Hospital Polls, Mobile Polls, and Mail-in Ballots: **38.8% Voter Turnout**

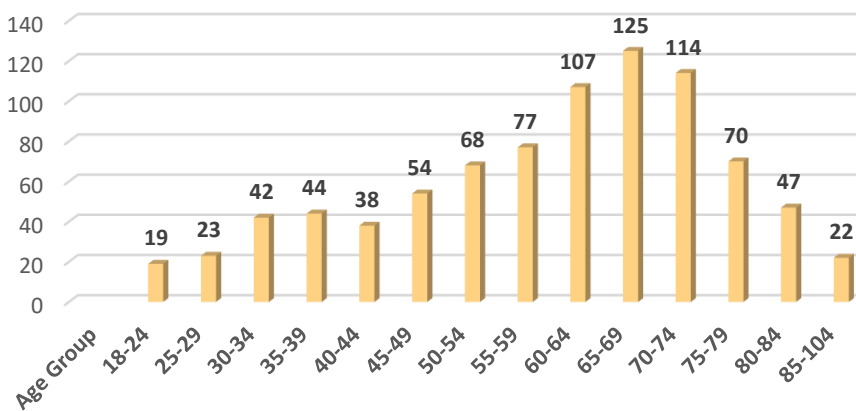
### CHARLOTTETOWN WARD 10 In-Person Voting by Date



### CHARLOTTETOWN WARD 10 In-Person Voting by Hour



### CHARLOTTETOWN WARD 10 Voting by Age Group



**WARD NO. 10 FALCONWOOD**

Returning Officer: Ethan Garrett



Poll No	Poll Name: FALCONWOOD	Number of Eligible Electors	Number of Valid Ballots Cast	Rejected Ballots	Ballots Cast for Mayor Candidates		
					<b>BROWN,</b> Philip	<b>MULLEN,</b> Daniel	<b>VILLARD,</b> Cecil Francis
*	Advance		<b>305</b>	8	149	66	89
1	Yorkshire Dr	375	95		34	29	32
2	Ralden Av	304	84	2	53	13	18
3	Richard Dr	312	66	2	41	12	12
4	Norwood Rd	287	56	1	37	12	6
5	Elena Crt	339	106	1	58	9	39
6	Darrach St	257	49		26	15	7
7	East Royalty Rd	510	88		46	10	31
	<b>TOTALS</b>	2384	849	14	444	166	234

\* Includes all Advance, Hospital Polls, Mobile Polls, and Mail-in Ballots : **38.8% Voter Turnout****COUNCILLOR**

Poll No	Poll Name: FALCONWOOD	Number of Eligible Electors	Number of Valid Ballots Cast	Rejected Ballots	Ballots Cast for Councillor Candidates
					<b>BERNARD,</b> Terry
*	Advance				<b>ACCLAIMED</b>
1	Yorkshire Dr	375			
2	Ralden Av	304			
3	Richard Dr	312			
4	Norwood Rd	287			
5	Elena Crt	339			
6	Darrach St	257			
7	East Royalty Rd	510			
	<b>TOTALS</b>	2384			

\* Includes all Advance, Hospital Polls, Mobile Polls, and Mail-in Ballots: **38.8% Voter Turnout**





# City of Summerside

## MAYOR CANDIDATES

FORD, James  
**KUTCHER, Dan**  
STEWART, Basil

## WARD NAME

Ward 1  
St. Eleanors – Bayview

Ward 2  
St. Eleanors – Slemon Park

Ward 3  
Summerside North

Ward 4  
Clifton - Market

Ward 5  
Hillcrest – Platte River

Ward 6  
Center East - Downtown

Ward 7  
Green Shore – Three Oaks

Ward 8  
Wilmot

## COUNCILLOR CANDIDATES

**MACDOUGALL, Bruce**

**DOIRON, Justin**

**RAMSAY, Barb**

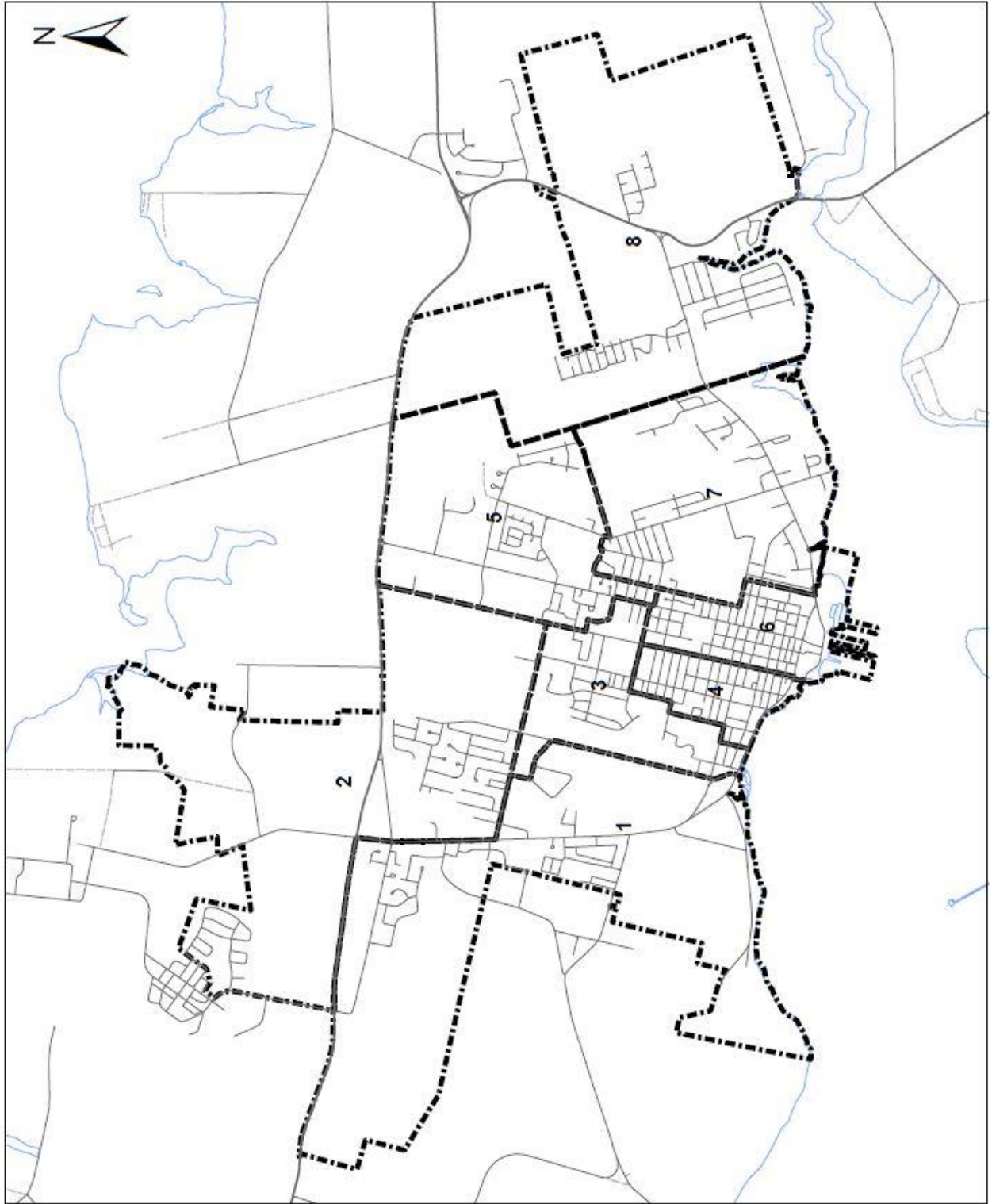
**SNOW, Cory**

**GALLANT, Barb**  
MCMAHON, Patrick  
STEELE, Jim

**MCCOLEMAN, Norma**  
PERCY, Doreen

CAMERON, Nicholas  
**MORRISON, Rick**

**ADAMS, Carrie**







No.	Ward	Number of Electors	Ballots Cast for Mayor Candidates		
			FORD, James	<b>KUTCHER, Dan</b>	STEWART, Basil
1	St. Eleanors – Bayview	1436	185	240	312
2	St. Eleanors – Slemon Park	1489	223	299	302
3	Summerside North	1423	238	215	363
4	Clifton – Market	1076	200	247	233
5	Hillcrest – Platte River	1438	176	273	343
6	Center East – Downtown	1182	189	275	240
7	Green Shore – Three Oaks	1391	234	259	289
8	Wilmot	1397	288	307	310
	<b>Total</b>	<b>10,832</b>	<b>1733</b>	<b>2115</b>	<b>2392</b>

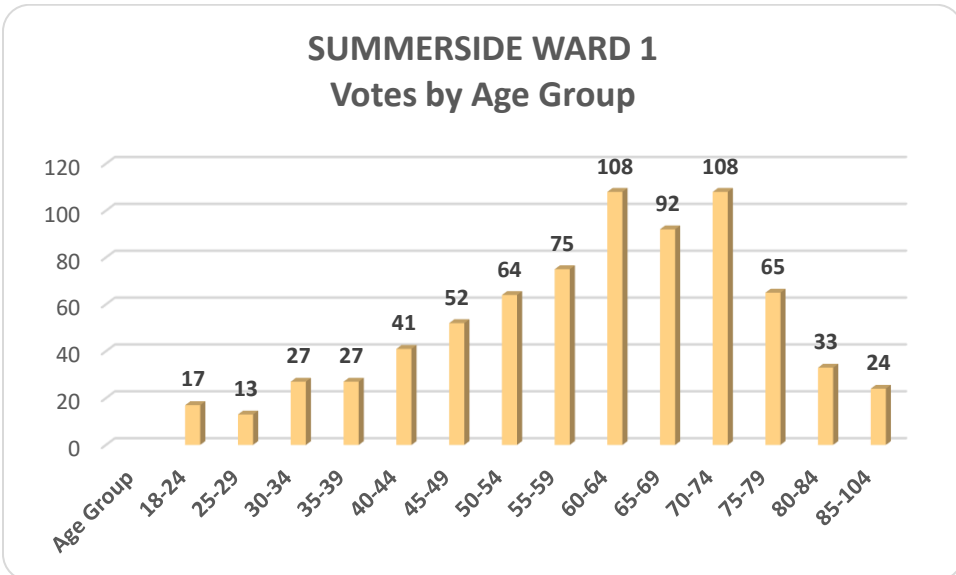
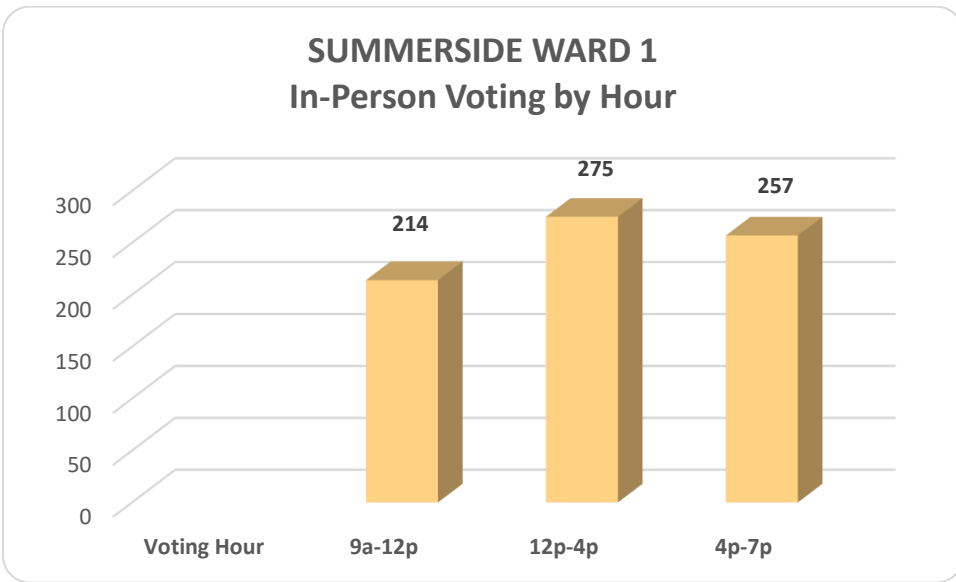
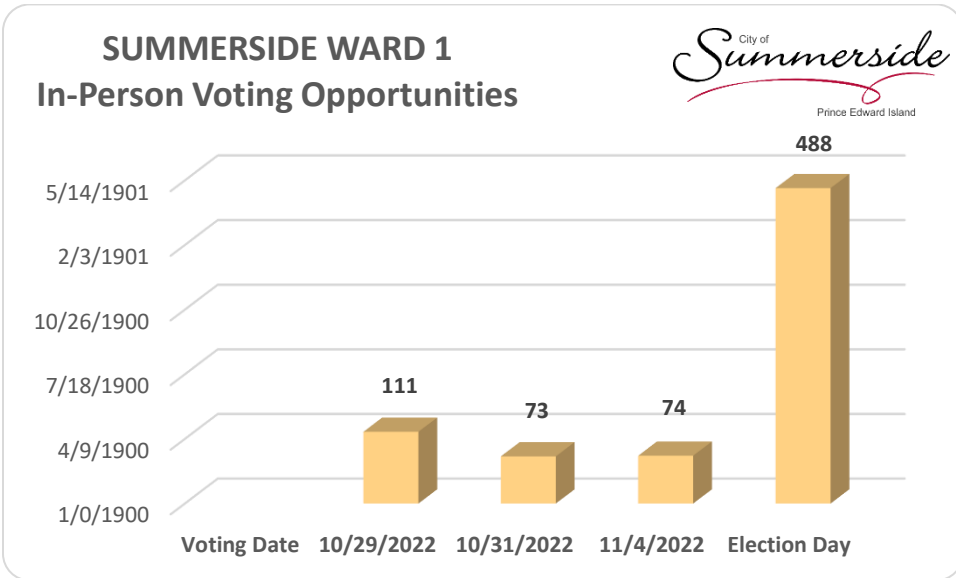
\* Elector: registered eligible person entitled to vote at the election      Voter: has voted

#### HISTORIC AND CURRENT VOTER TURNOUT

Year	# of Electors	# of Votes	Percentage
2000	9,448	6,569	69 %
2003	10,408	5,292	51 %
2006	10,386	5,290	51 %
2010	10,011	5,643	56 %
2014	10,391	6,747	65 %
2018	10,648	6,238	59 %
2022	10,832	5,528	51%

#### VOTER INFORMATION CARDS

Total number of voters    5,528  
 Voters presenting Voter Information Cards at Polls    4,226  
 Percentage of voters presenting Voter Information Cards    76.4%



**WARD NO. 1 St. Eleanors - Bayview**

Returning Officer: Eugene Kelly



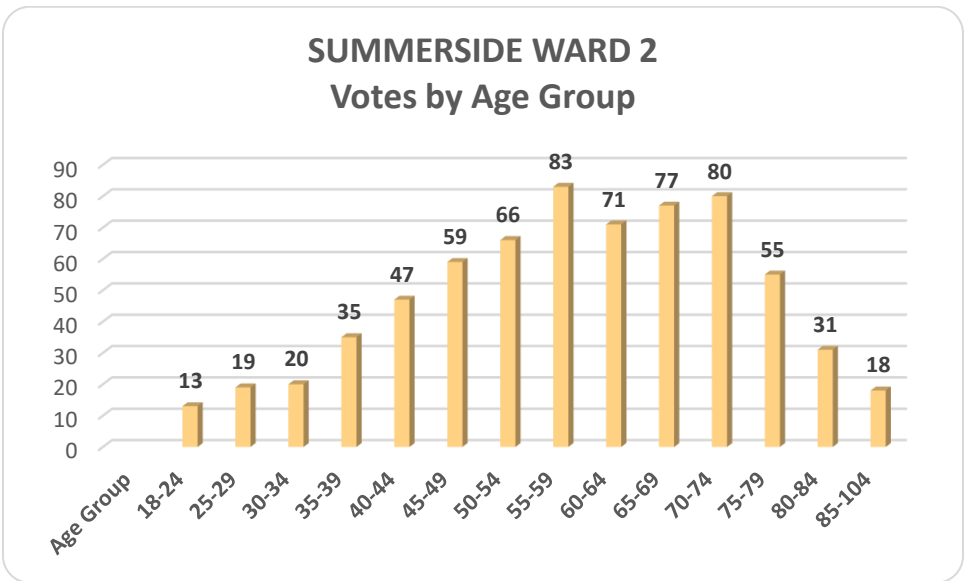
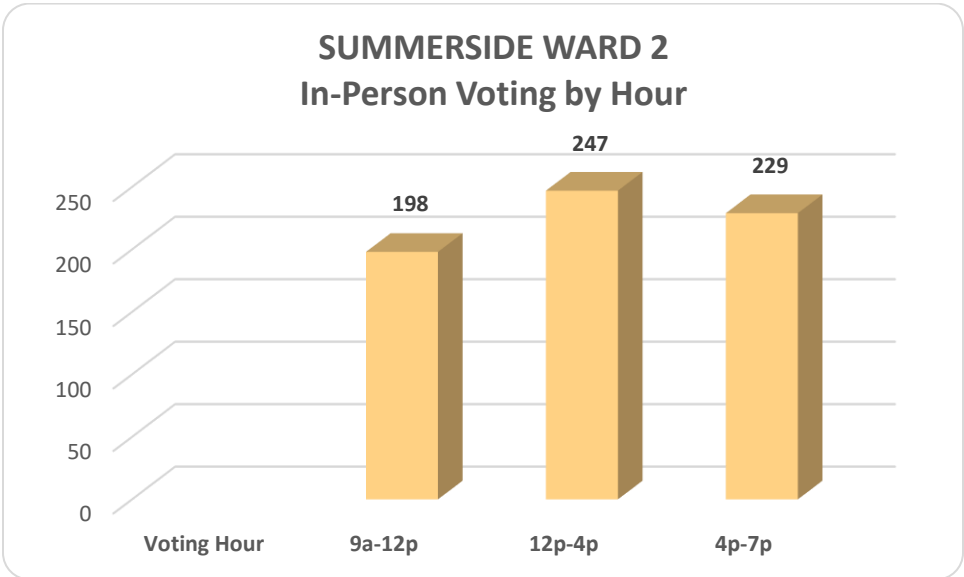
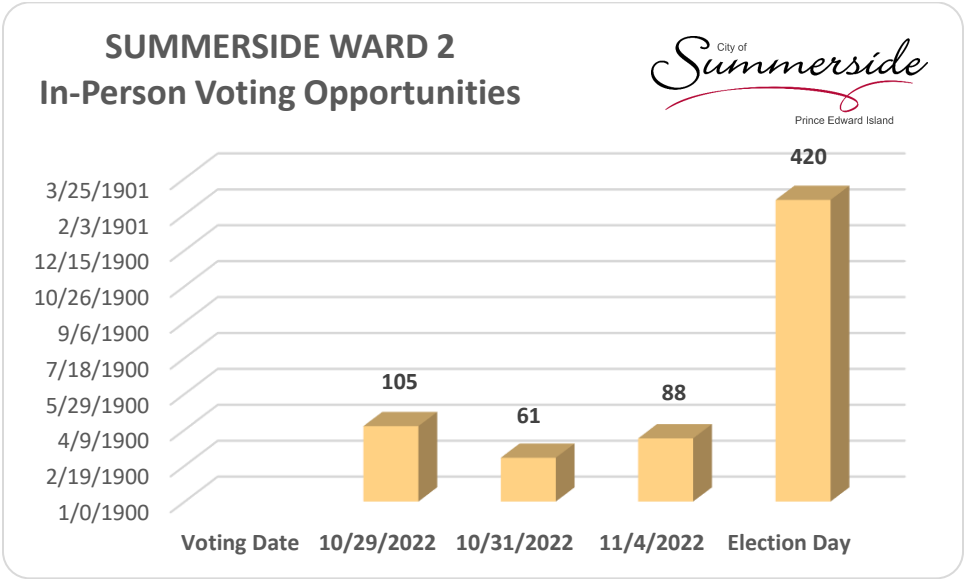
Prince Edward Island

**MAYOR**

Poll No	Poll Name: ST ELEANORS - BAYVIEW	Number of Eligible Electors	Number of Valid Ballots Cast	Rejected Ballots	Ballots Cast for Mayor Candidates		
					FORD, James	<b>KUTCHER, Dan</b>	STEWART, Basil
*	Advance		260	1	3	170	86
1	MacWilliams Drive	312	145	0	3	98	44
2	Darby Drive	250	99	1	1	65	32
3	Evergreen Village	332	82	0	0	65	17
4	South Drive	543	163	0	4	88	71
	<b>TOTALS</b>	<b>1437</b>	<b>749</b>	<b>2</b>	<b>11</b>	<b>486</b>	<b>250</b>

\* Includes all Advance, Hospital Polls, Mobile Polls, and Mail-in Ballots : **52% Voter Turnout****COUNCILLOR**

Poll No	Poll Name: ST ELEANORS - BAYVIEW	Number of Eligible Electors	Number of Valid Ballots Cast	Rejected Ballots	Ballots Cast for Councillor Candidates
					<b>MACDOUGALL, Bruce</b>
*	Advance		<b>ACCLAIMED</b>		
1	MacWilliams Drive	312			
2	Darby Drive	250			
3	Evergreen Village	332			
4	South Drive	543			
5	<b>TOTALS</b>	<b>1437</b>			



**WARD NO. 2 St. Eleanors – Slemon Park**

Returning Officer: Eugene Kelly

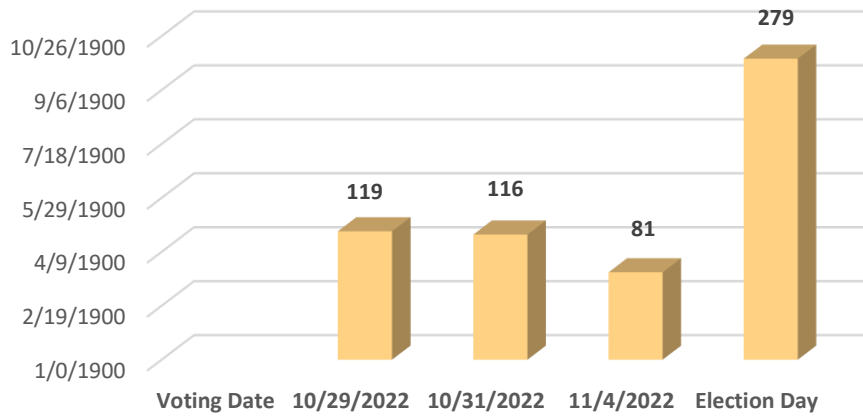
**MAYOR**

Poll No	Poll Name: ST ELEANORS – SLEMON PARK	Number of Eligible Electors	Number of Valid Ballots Cast	Rejected Ballots	Ballots Cast for Mayor Candidates		
					FORD, James	<b>KUTCHER, Dan</b>	STEWART, Basil
*	Advance		264	1	2	178	83
1	Maplewood Drive	400	106	0	2	71	33
2	Lily Crescent	341	95	1	0	65	29
3	East Drive	393	127	0	6	95	26
4	Slemon Park	354	86	0	6	54	26
	TOTALS	1488	678	2	16	463	197

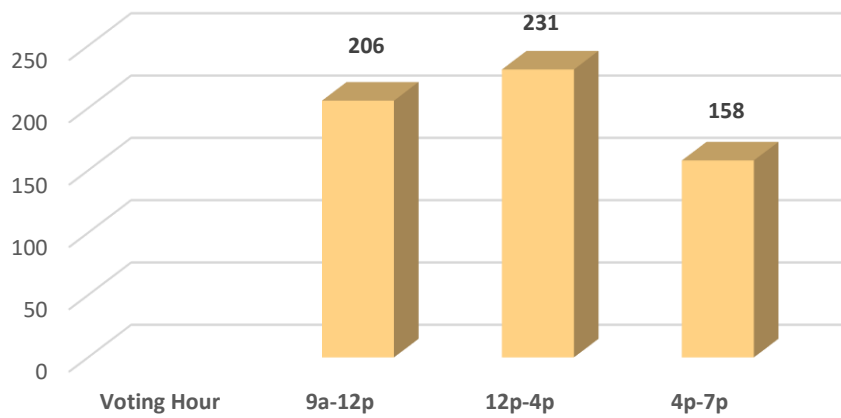
\* Includes all Advance, Hospital Polls, Mobile Polls, and Mail-in Ballots : **45.5% Voter Turnout****COUNCILLOR**

Poll No	Poll Name: ST ELEANORS – SLEMON PARK	Number of Eligible Electors	Number of Valid Ballots Cast	Rejected Ballots	Ballots Cast for Councillor Candidates	
					<b>DOIRON, Justin</b>	
*	Advance		<b>ACCLAIMED</b>			
1	Maplewood Drive	400				
2	Lily Crescent	341				
3	East Drive	393				
4	Slemon Park	354				
5	TOTALS	1488				

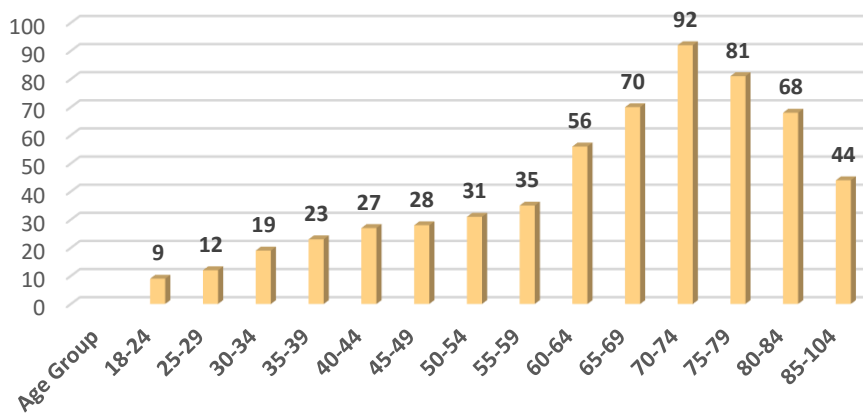
### SUMMERSIDE WARD 3 In-Person Voting Opportunities



### SUMMERSIDE WARD 3 In-Person Voting by Hour



### SUMMERSIDE WARD 3 Votes by Age Group



**WARD NO. 3 Summerside North**

Returning Officer: Eugene Kelly

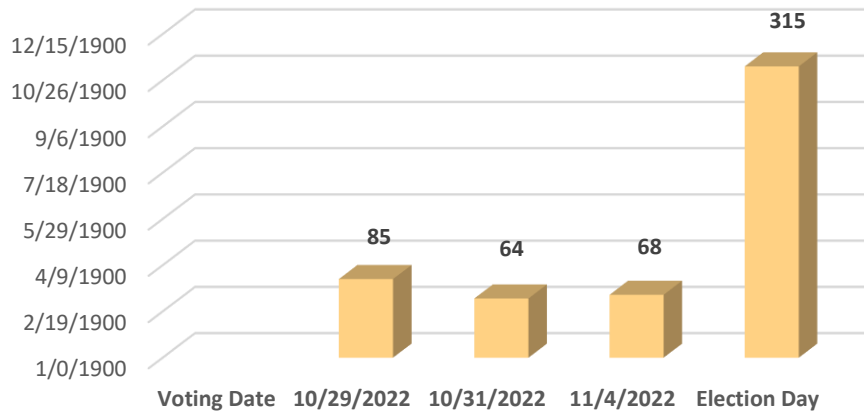
**MAYOR**

Poll No	Poll Name: SUMMERSIDE - NORTH	Number of Eligible Electors	Number of Valid Ballots Cast	Rejected Ballots	Ballots Cast for Mayor Candidates		
					FORD, James	<b>KUTCHER, Dan</b>	STEWART, Basil
*	Advance		382	1	20	168	193
1	Clark Street	264	57	0	0	31	26
2	Tower Street	529	101	0	1	66	34
3	Brophy Street	359	60	0	2	38	20
4	Raceway Drive	272	61	0	8	31	22
	TOTALS	1424	661	1	31	334	295

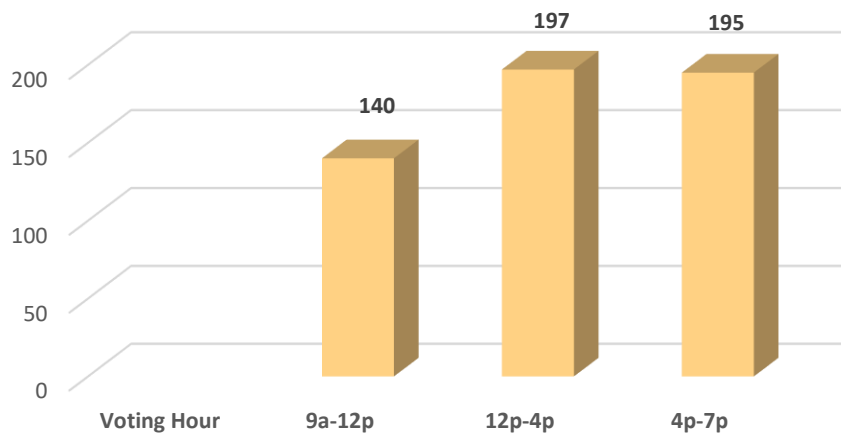
\* Includes all Advance, Hospital Polls, Mobile Polls, and Mail-in Ballots : **46.4% Voter Turnout****COUNCILLOR**

Poll No	Poll Name: SUMMERSIDE - NORTH	Number of Eligible Electors	Number of Valid Ballots Cast	Rejected Ballots	Ballots Cast for Councillor Candidates
					<b>RAMSAY, Barb</b>
*	Advance		<b>ACCLAIMED</b>		
1	Clark Street	264			
2	Tower Street	529			
3	Brophy Street	359			
4	Raceway Drive	272			
5	TOTALS	1424			

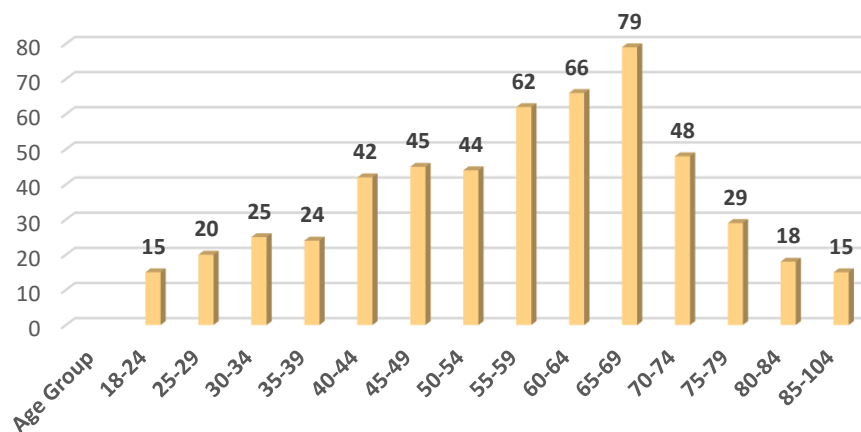
### SUMMERSIDE WARD 4 In-Person Voting Opportunities



### SUMMERSIDE WARD 4 In-Person Voting by Hour



### SUMMERSIDE WARD 4 Votes by Age Group





**WARD NO. 4 Clifton – Market**

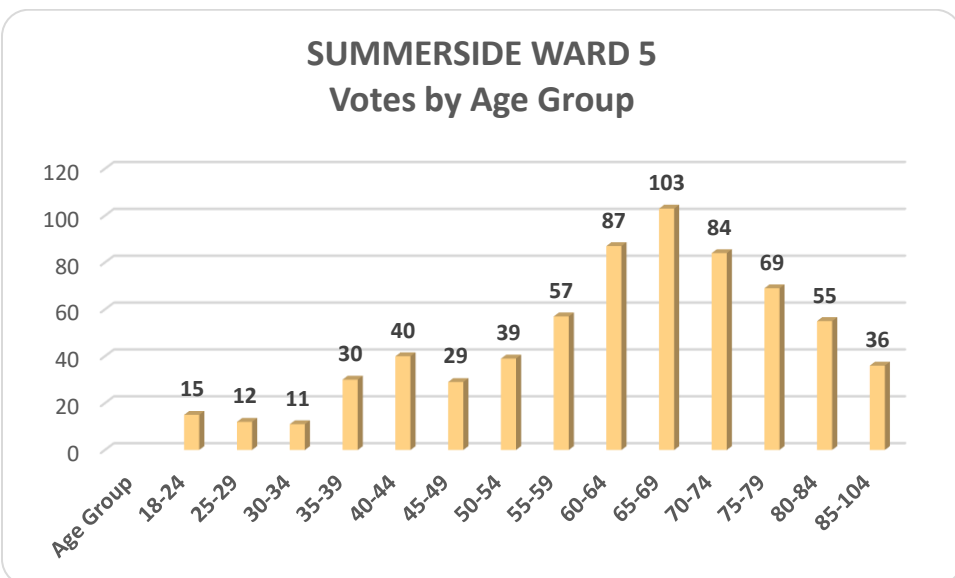
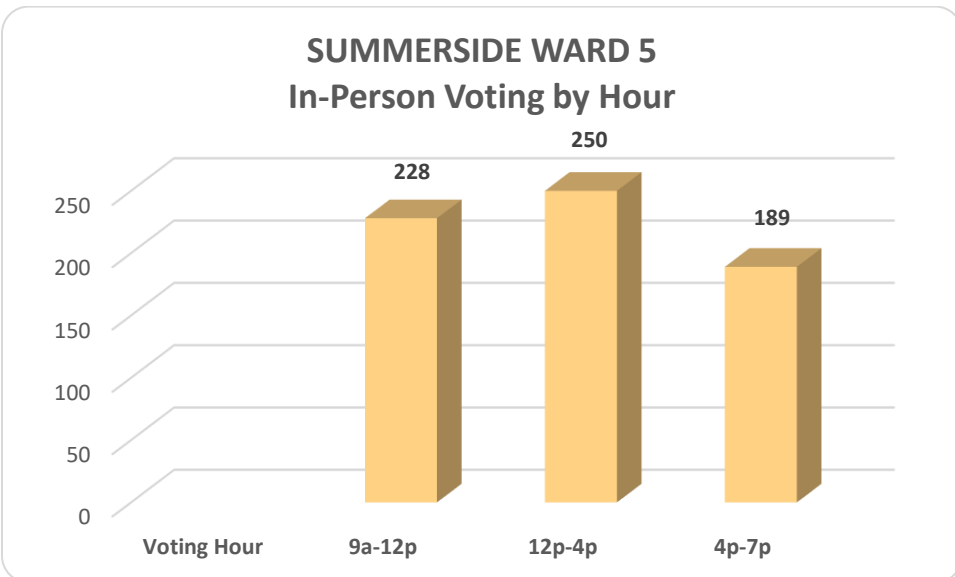
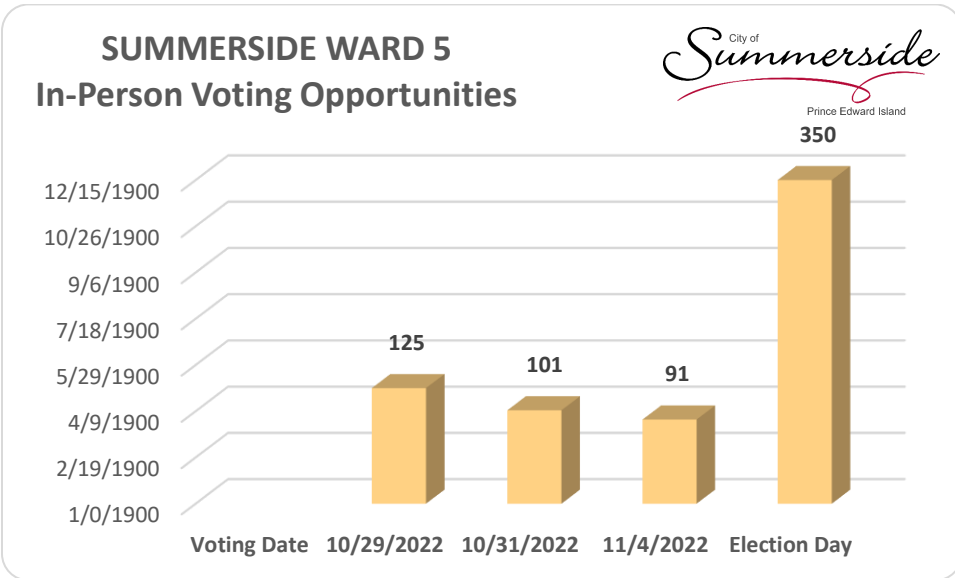
Returning Officer: Eugene Kelly

**MAYOR**

Poll No	Poll Name: CLIFTON-MARKET	Number of Eligible Electors	Number of Valid Ballots Cast	Rejected Ballots	Ballots Cast for Mayor Candidates		
					FORD, James	<b>KUTCHER, Dan</b>	STEWART, Basil
*	Advance		223	0	1	140	82
1	Hawthorne Avenue	259	85	0	0	59	26
2	Beaver Street	292	76	0	1	53	22
3	Court Street	279	80	0	6	51	23
4	Park Street	246	70	0	2	42	26
	<b>TOTALS</b>	<b>1076</b>	<b>534</b>	<b>0</b>	<b>10</b>	<b>345</b>	<b>179</b>

\* Includes all Advance, Hospital Polls, Mobile Polls, and Mail-in Ballots : **49.6% Voter Turnout****COUNCILLOR**

Poll No	Poll Name: CLIFTON-MARKET	Number of Eligible Electors	Number of Valid Ballots Cast	Rejected Ballots	Ballots Cast for Councillor Candidates
					<b>SNOW, Cory</b>
*	Advance				<b>ACCLAIMED</b>
1	Hawthorne Avenue	259			
2	Beaver Street	292			
3	Court Street	279			
4	Park Street	246			
5	<b>TOTALS</b>	<b>1076</b>			



**WARD NO. 5 Hillcrest – Platte River**

Returning Officer: Gary Simpson



Prince Edward Island

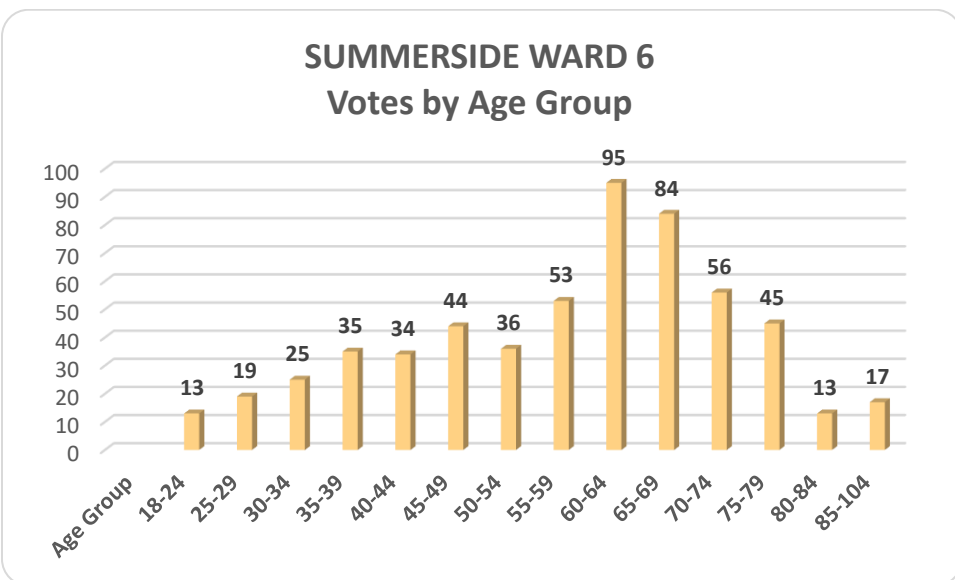
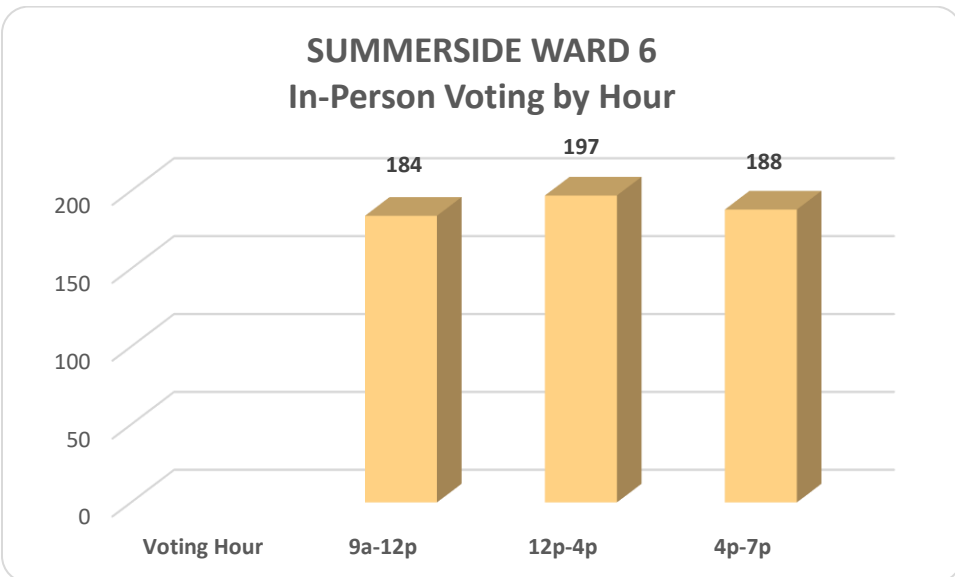
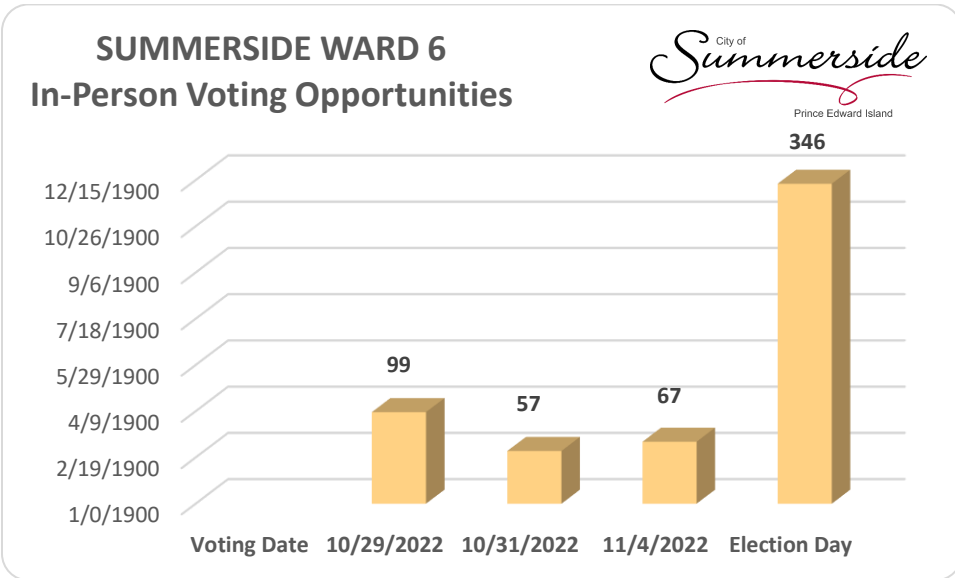
**MAYOR**

Poll No	Poll Name: HILLCREST- PLATTE RIVER	Number of Eligible Electors	Number of Valid Ballots Cast	Rejected Ballots	Ballots Cast for Mayor Candidates		
					FORD, James	<b>KUTCHER, Dan</b>	STEWART, Basil
*	Advance		332	0	5	171	156
1	Arnett Avenue	269	60	0	2	23	35
2	Boswell Crescent	282	60	0	2	39	19
3	Grant Drive	307	73	1	1	43	28
4	Walker Avenue	580	157	0	0	101	56
	<b>TOTALS</b>	<b>1438</b>	<b>682</b>	<b>1</b>	<b>10</b>	<b>377</b>	<b>294</b>

\* Includes all Advance, Hospital Polls, Mobile Polls, and Mail-in Ballots : **47.4% Voter Turnout****COUNCILLOR**

Poll No	Poll Name: HILLCREST- PLATTE RIVER	Number of Eligible Electors	Number of Valid Ballots Cast	Rejected Ballots	Ballots Cast for Councillor Candidates		
					<b>GALLANT, Barb</b>	MCMAHON, Patrick	STEELE, Jim
*	Advance		332	1	140	104	87
1	Arnett Avenue	269	60	0	15	21	24
2	Boswell Crescent	282	60	1	15	25	19
3	Grant Drive	307	73	3	28	31	11
4	Walker Avenue	580	157	1	63	52	41
	<b>TOTALS</b>	<b>1438</b>	<b>682</b>	<b>6</b>	<b>261</b>	<b>233</b>	<b>182</b>

\* Includes all Advance, Hospital Polls, Mobile Polls, and Mail-in Ballots : **47.4% Voter Turnout**



**WARD NO. 6 Center East – Downtown**

Returning Officer: Gary Simpson

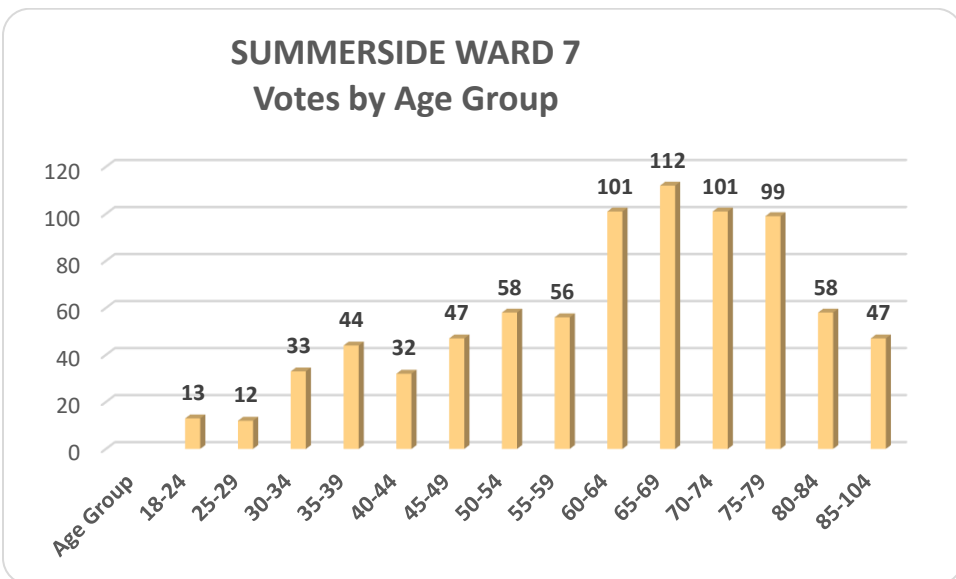
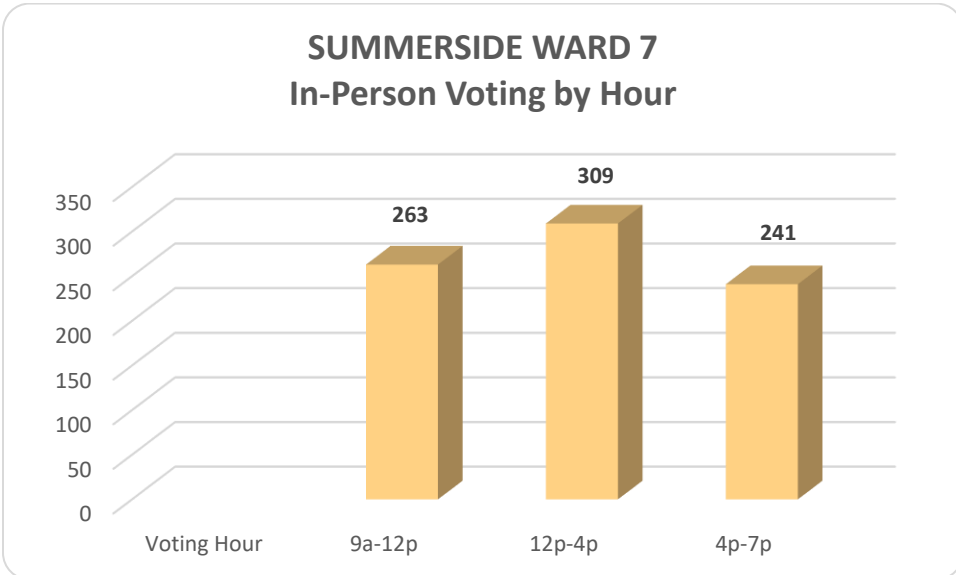
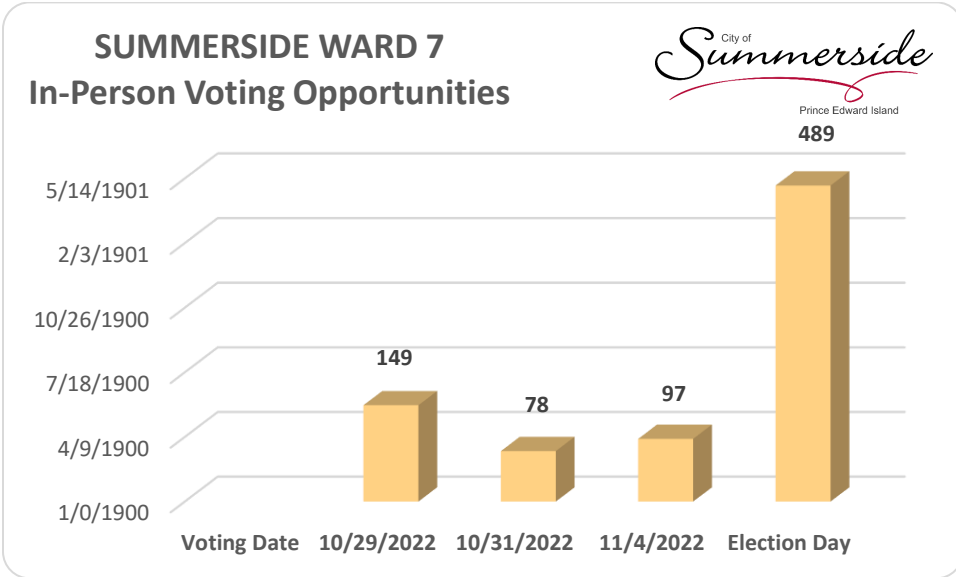
**MAYOR**

Poll No	Poll Name: CENTER EAST- DOWNTOWN	Number of Eligible Electors	Number of Valid Ballots Cast	Rejected Ballots	Ballots Cast for Mayor Candidates		
					FORD, James	<b>KUTCHER, Dan</b>	STEWART, Basil
*	Advance		280	1	6	156	117
1	Schurman Avenue	374	97	0	1	60	36
2	Convent Street	345	97	0	4	57	36
3	Fitzroy Street	291	88	2	0	59	27
4	Cambridge Street	175	64	1	1	31	31
	<b>TOTALS</b>	1185	626	4	12	363	247

\* Includes all Advance, Hospital Polls, Mobile Polls, and Mail-in Ballots : **52.8% Voter Turnout****COUNCILLOR**

Poll No	Poll Name: CENTER EAST- DOWNTOWN	Number of Eligible Electors	Number of Valid Ballots Cast	Rejected Ballots	Ballots Cast for Councillor Candidates	
					<b>MCCOLEMAN, Norma</b>	PERCY, Doreen
*	Advance		280	3	157	120
1	Schurman Avenue	374	97	1	52	44
2	Convent Street	345	97	1	59	37
3	Fitzroy Street	291	86	2	47	37
4	Cambridge Street	175	64	0	42	22
	<b>TOTALS</b>	1185	624	7	357	260

\* Includes all Advance, Hospital Polls, Mobile Polls, and Mail-in Ballots : **52.6% Voter Turnout**



**WARD NO. 7 Green Shore – Three Oaks**

Returning Officer: Gary Simpson



Prince Edward Island

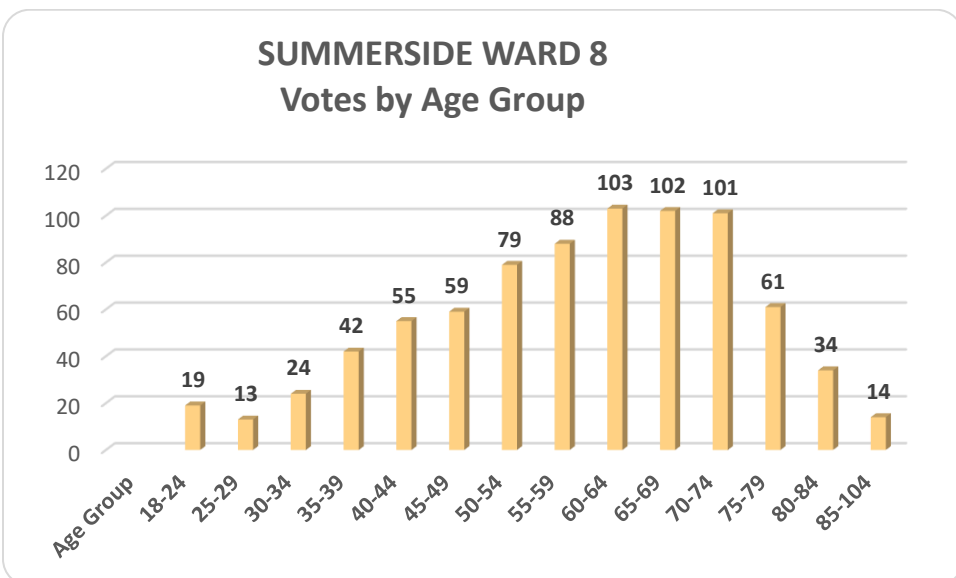
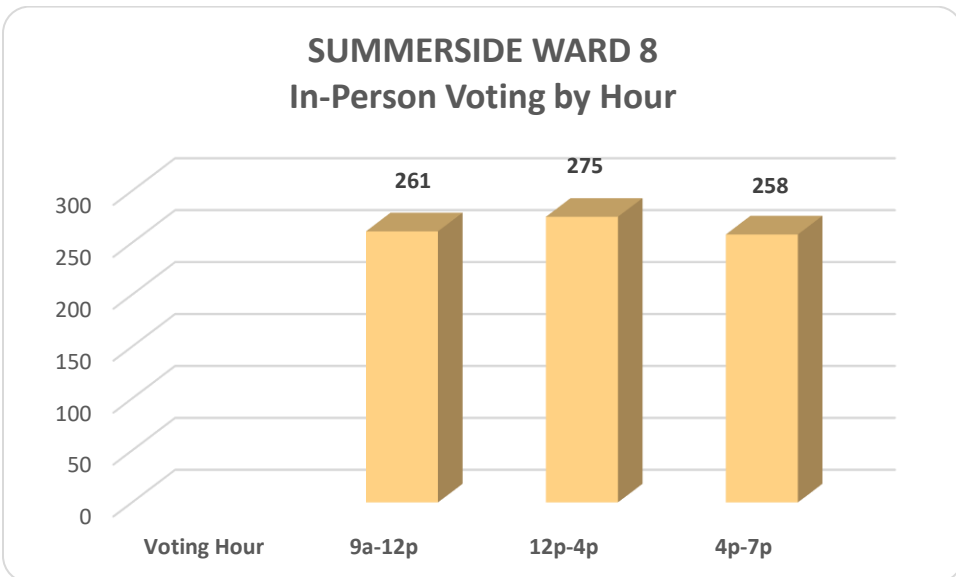
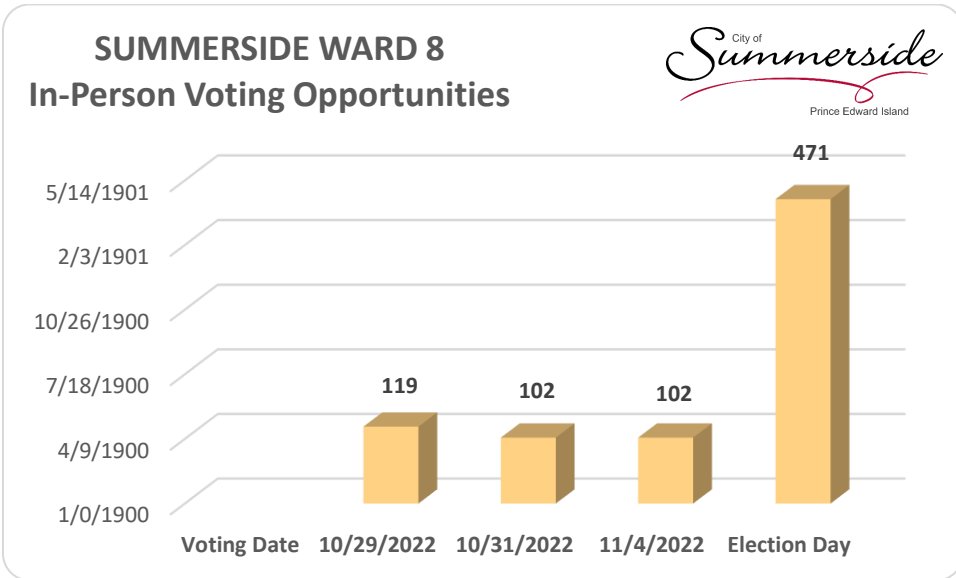
**MAYOR**

Poll No	Poll Name: GREEN SHORE- THREE OAKS	Number of Eligible Electors	Number of Valid Ballots Cast	Rejected Ballots	Ballots Cast for Mayor Candidates		
					FORD, James	<b>KUTCHER, Dan</b>	STEWART, Basil
*	Advance		329	1	4	191	133
1	LeFurgey Avenue	257	120	0	3	72	45
2	Rogers Avenue	274	120	1	7	83	29
3	Marine Avenue	548	147	0	1	81	65
4	Balcom Drive	309	99	0	3	62	34
	<b>TOTALS</b>	<b>1388</b>	<b>815</b>	<b>2</b>	<b>18</b>	<b>489</b>	<b>306</b>

\* Includes all Advance, Hospital Polls, Mobile Polls, and Mail-in Ballots : **58.7% Voter Turnout****COUNCILLOR**

Poll No	Poll Name: GREEN SHORE- THREE OAKS	Number of Eligible Electors	Number of Valid Ballots Cast	Rejected Ballots	Ballots Cast for Councillor Candidates	
					CAMERON, Nicholas	<b>MORRISON, Rick</b>
*	Advance		329	1	114	214
1	LeFurgey Avenue	257	120	0	55	65
2	Rogers Avenue	274	118	1	44	73
3	Marine Avenue	548	147	1	51	95
4	Balcom Drive	309	93	0	42	51
	<b>TOTALS</b>	<b>1388</b>	<b>807</b>	<b>3</b>	<b>306</b>	<b>498</b>

\* Includes all Advance, Hospital Polls, Mobile Polls, and Mail-in Ballots : **52.6% Voter Turnout**





**WARD NO. 8 Wilmot**

Returning Officer: Gary Simpson

**MAYOR**

Poll No	Poll Name: WILMOT	Number of Eligible Electors	Number of Valid Ballots Cast	Rejected Ballots	Ballots Cast for Mayor Candidates		
					FORD, James	<b>KUTCHER, Dan</b>	STEWART, Basil
*	Advance		323	0	9	216	98
1	Small Avenue	446	132	0	1	76	55
2	Merriam Drive	219	87	0	2	61	24
3	Osborne Street	219	84	0	0	63	21
4	Hallie Drive	514	165	0	0	117	48
	TOTALS	1398	791	0	12	<b>533</b>	246

\* Includes all Advance, Hospital Polls, Mobile Polls, and Mail-in Ballots : **56.6% Voter Turnout****COUNCILLOR**

Poll No	Poll Name: WILMOT	Number of Eligible Electors	Number of Valid Ballots Cast	Rejected Ballots	Ballots Cast for Councillor Candidates
					<b>ADAMS, Carrie</b>
*	Advance				<b>ACCLAIMED</b>
1	Small Avenue	446			
2	Merriam Drive	219			
3	Osborne Street	219			
4	Hallie Drive	514			
	TOTALS	1398			





# Town of Stratford

## MAYOR CANDIDATES

MACDONALD, Gail  
**OGDEN, Steve**

## WARD NAME

## COUNCILLOR CANDIDATES

Ward 1  
Kelly's Cove

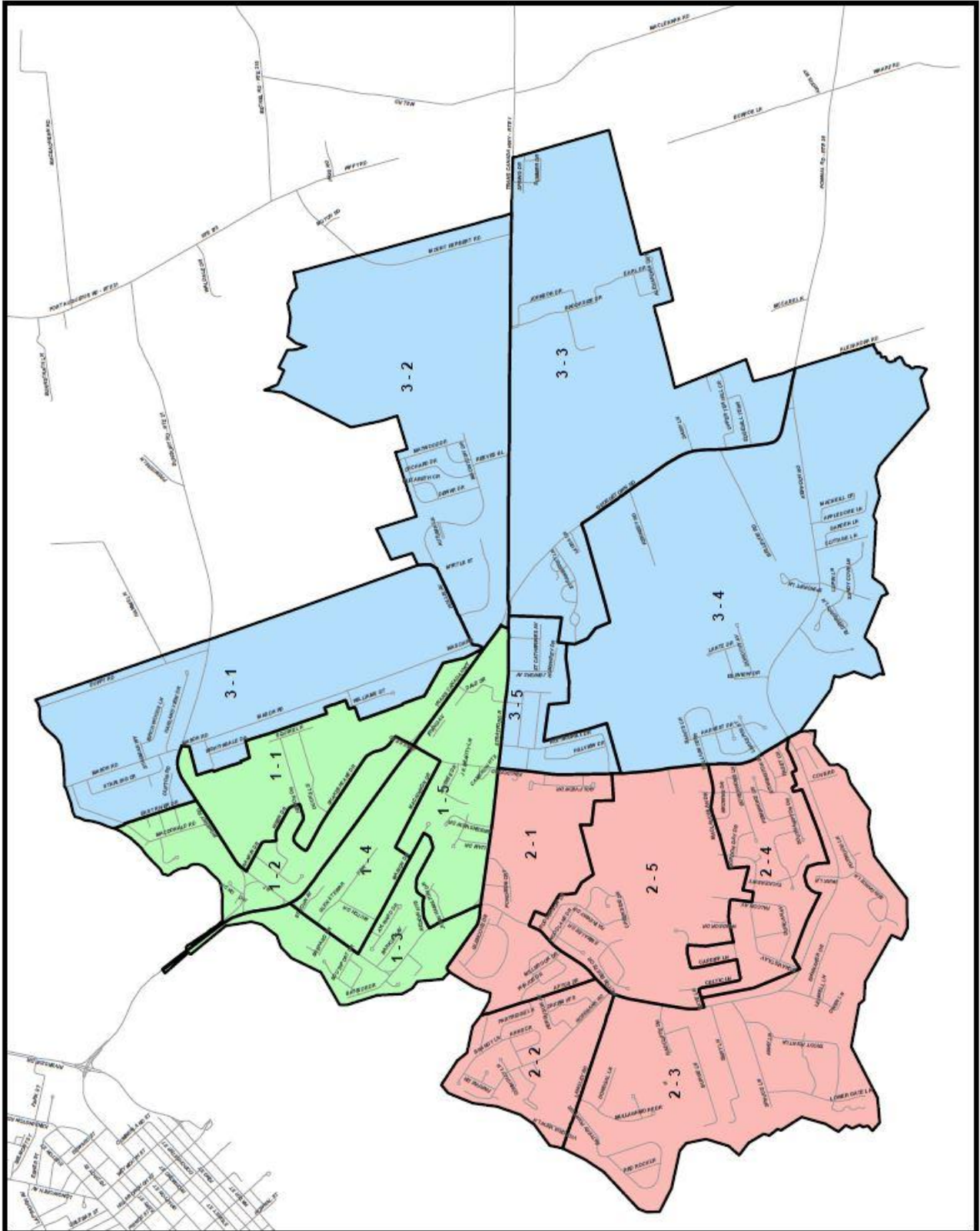
**COX, Gordie**  
**Dowling, Ron**  
SMITH, Derek

Ward 2  
Stewart Cove

BRADLEY, Ryan  
**CHANDLER, Jill**  
**MACDONALD, Jeff**

Ward 3  
Tea Hill

CLOW, Gary  
**GALLANT, Steve**  
**JACKSON, Jody**





No.	Ward	Number of Electors	Ballots Cast for Mayor Candidates	
			MACDONALD, Gail	OGDEN, Steve
1	Kelly's Cove	2153	266	637
2	Stewart Cove	2356	276	919
3	Tea Hill	2311	288	734
	Total	6820	830	2290

\* Elector: registered eligible person entitled to vote at the election      Voter: has voted

#### HISTORIC AND CURRENT VOTER TURNOUT

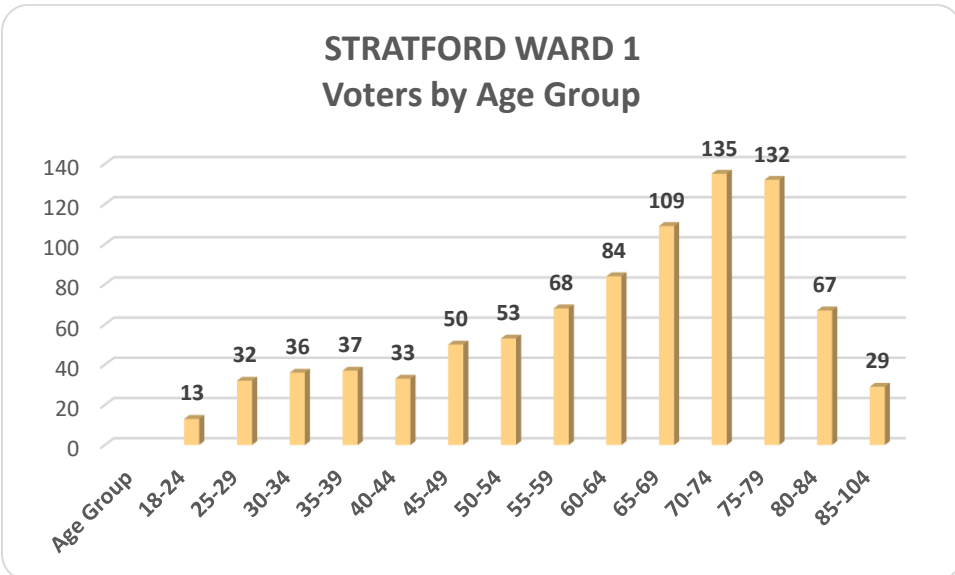
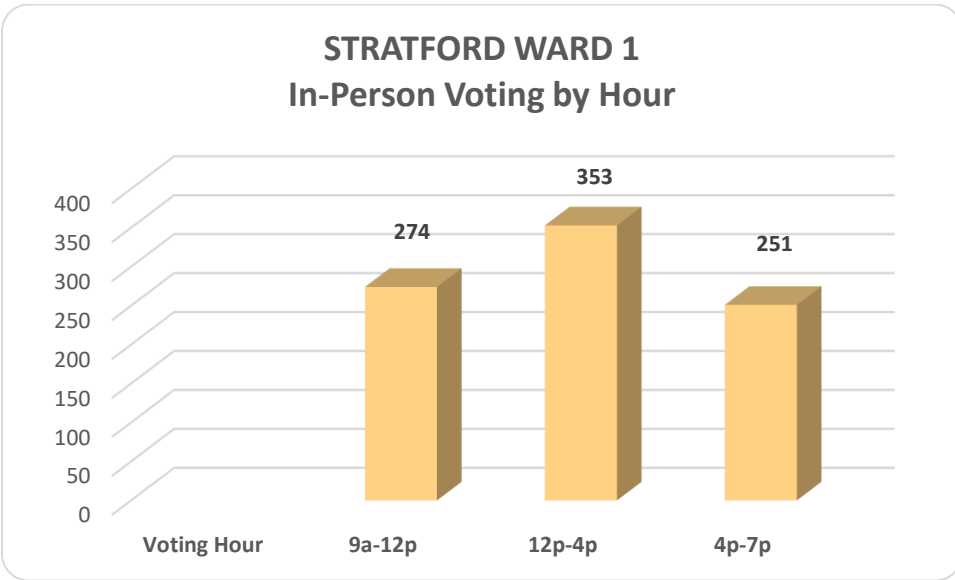
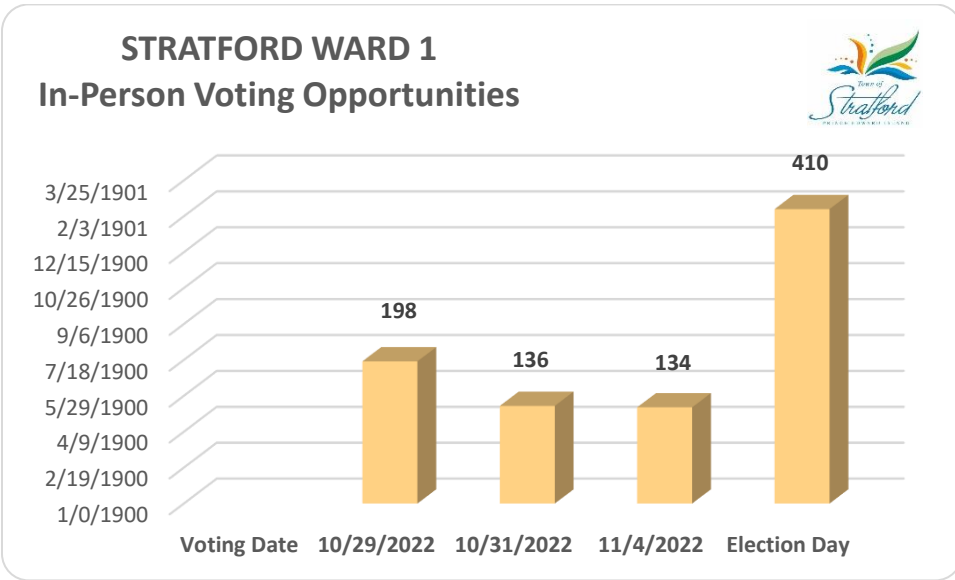
Year	# of Electors	# of Votes	Percentage
2000	4,375	2,126	49 %
2003	4,713	2,778	59 %
2006	4,844	2,521	52 %
2010	5,469	2,931	54 %
2014*			
* Two wards only	4,171	1623	41 %
Ward 3 councillors elected by acclamation			
2018	6,731	3,359	50 %
2022	6,820	3,123	45.8%

#### VOTER INFORMATION CARDS

Total number of voters 3,123


Voters presenting Voter Information Cards at Polls 2,559

Percentage of voters presenting Voter Information Cards 82%



**WARD NO. 1 Kelly's Cove**

Returning Officer: Dennis "Rick" Richard

**MAYOR**

	Polling Division	Number of Electors	Ballots cast for Mayor Candidates		
			Rejected Ballots	MACDONALD, Gail	OGDEN, Steve
	Advance*		2	141	351
<b>1</b>	Shakespeare Dr	525	0	26	62
<b>2</b>	Horton Dr	389	0	14	53
<b>3</b>	Aylward Dr	416	1	32	67
<b>4</b>	Glen Stewart Dr	333	1	23	30
<b>5</b>	Antree Dr	490	0	30	74
	<b>TOTALS</b>	2153	4	266	637

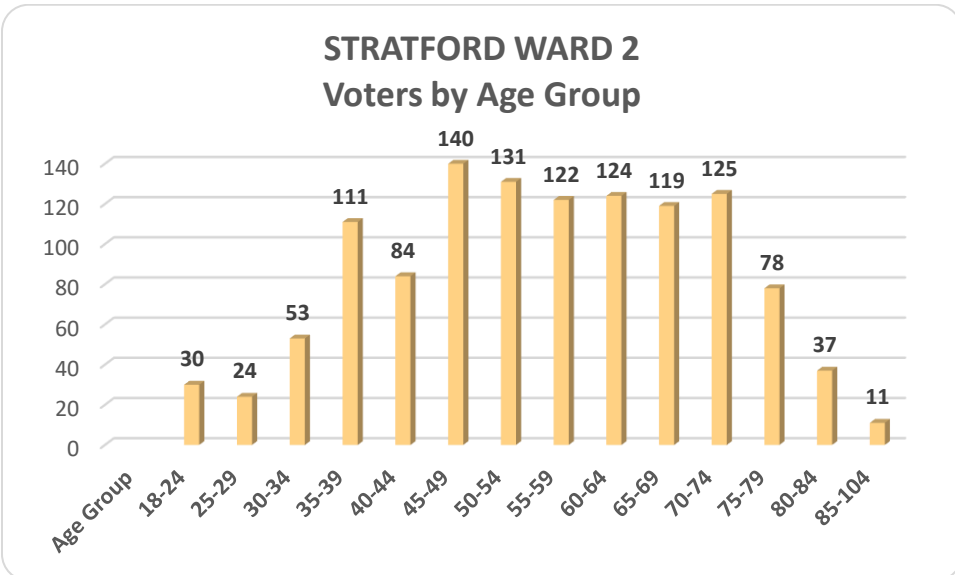
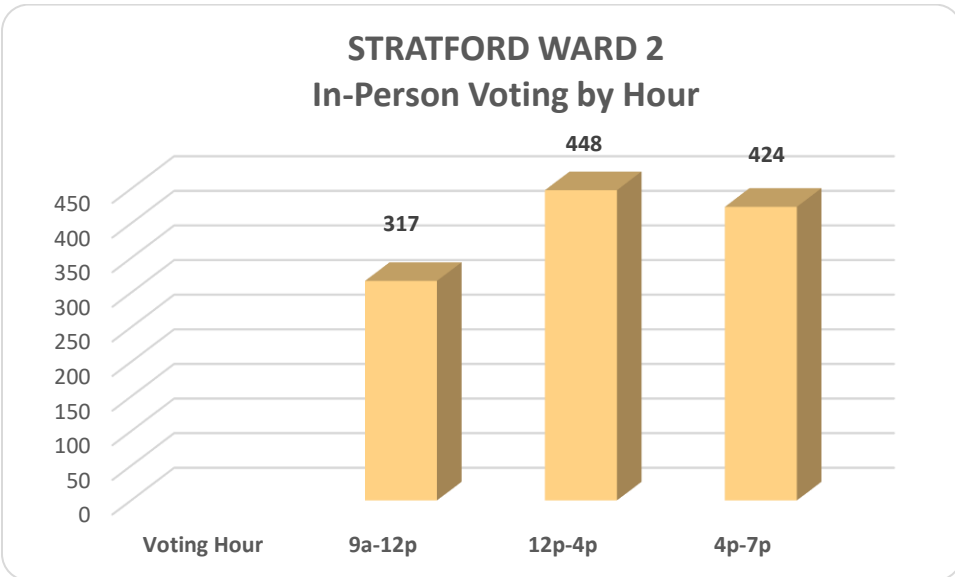
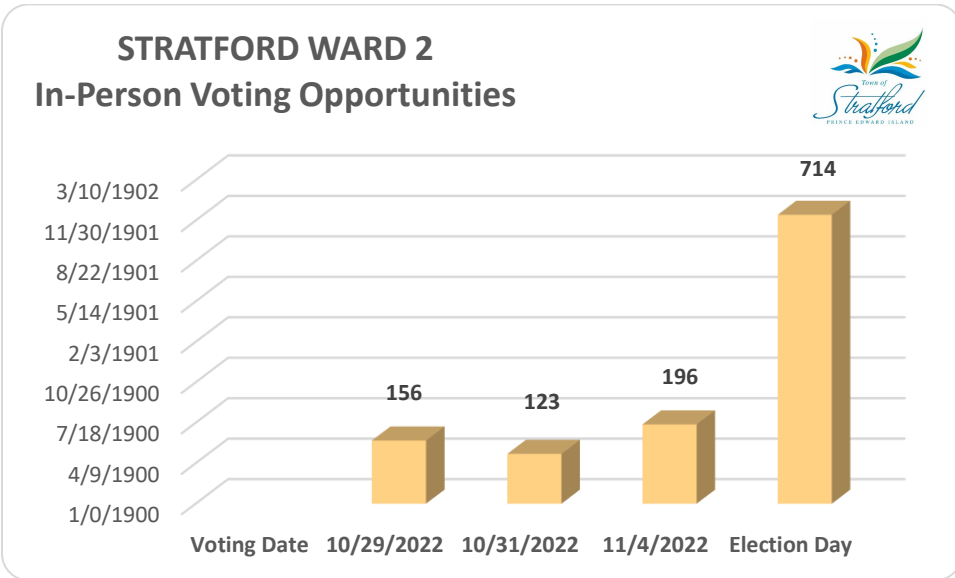
\* Includes all Advance, Mobile Polls and Mail-in Ballots

Voter Turnout: 42%

**COUNCILLOR**

	Polling Division	Number of Electors	Ballots cast for Councillor Candidates			
			Rejected Ballots	COX, Gordie	DOWLING, Ron	SMITH, Derek
	Advance*		1	351	240	246
<b>1</b>	Shakespeare Dr	525	0	59	55	33
<b>2</b>	Horton Dr	389	1	42	32	32
<b>3</b>	Aylward Dr	416	0	69	49	33
<b>4</b>	Glen Stewart Dr	333	0	30	21	23
<b>5</b>	Antree Dr	490	0	79	53	48
	<b>TOTALS</b>	2153	2	630	450	415

\* Includes all Advance, Mobile Polls and Mail-in Ballots





**WARD NO. 2 Stewart Cove**

Returning Officer: Dennis "Rick" Richard

**MAYOR**

	Polling Division	Number of Electors	Ballots cast for Mayor Candidates		
			Rejected Ballots	MACDONALD, Gail	OGDEN, Steve
	Advance*		0	99	378
<b>1</b>	Glencove Dr	380	1	35	82
<b>2</b>	Rosebank Rd	371	1	37	74
<b>3</b>	Spruce Ln	439	0	34	96
<b>4</b>	Bonavista Ave	602	0	44	144
<b>5</b>	Woodlane Dr	564	1	27	145
	<b>TOTALS</b>	2356	3	276	919

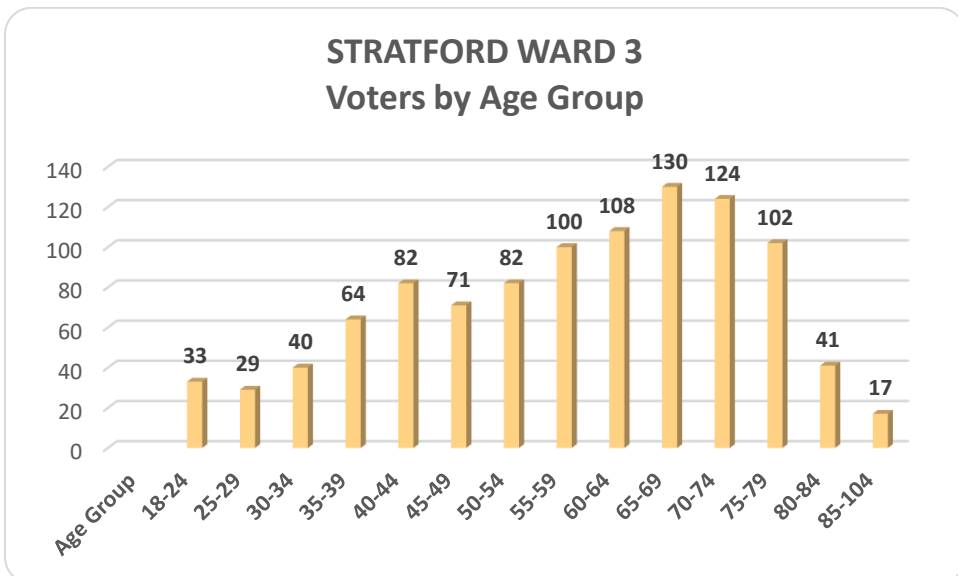
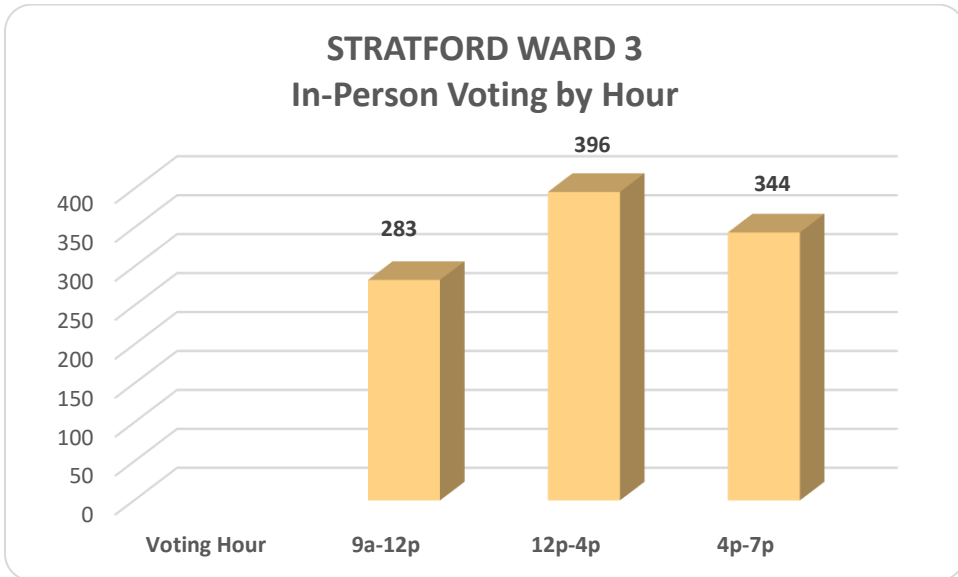
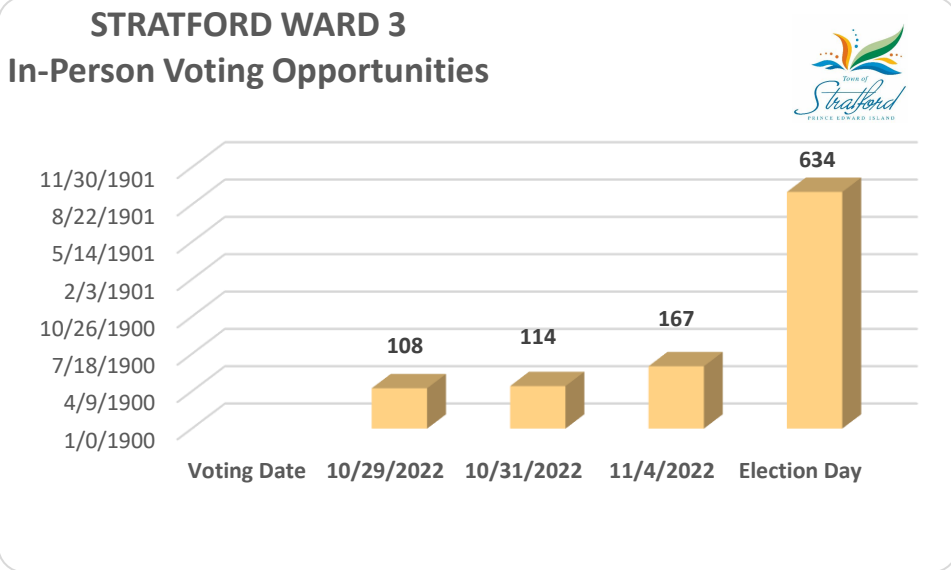
\* Includes all Advance, Mobile Polls and Mail-in Ballots


Voter Turnout: 50.8%

**COUNCILLOR**

	Polling Division	Number of Electors	Ballots cast for Councillor Candidates			
			Rejected Ballots	BRADLEY, Ryan	CHANDLER, Jill	MACDONALD, Jeff
	Advance*		1	228	286	301
<b>1</b>	Glencove Dr	380	0	62	86	65
<b>2</b>	Rosebank Rd	371	1	62	60	71
<b>3</b>	Spruce Ln	439	0	60	66	79
<b>4</b>	Bonavista Ave	602	0	64	134	116
<b>5</b>	Woodlane Dr	564	0	66	95	120
	<b>TOTALS</b>	2356	2	542	727	752

\* Includes all Advance, Mobile Polls and Mail-in Ballots





## WARD NO. 3 Tea Hill

Returning Officer: Dennis "Rick" Richard

### MAYOR

	Polling Division	Number of Electors	Ballots cast for Mayor Candidates		
			Rejected Ballots	MACDONALD, Gail	OGDEN, Steve
	Advance*		0	105	286
<b>1</b>	Mason Rd	604	0	43	120
<b>2</b>	MacIntosh Dr	399	1	18	62
<b>3</b>	Johnson Dr	445	2	43	80
<b>4</b>	Kennedy Rd	469	0	35	99
<b>5</b>	MacPherson Ave	394	0	44	87
	<b>TOTALS</b>	2311	3	288	734

\* Includes all Advance, Mobile Polls and Mail-in Ballots Voter Turnout: 44.4%

### COUNCILLOR

	Polling Division	Number of Electors	Ballots cast for Councillor Candidates			
			Rejected Ballots	CLOW, Gary	GALLANT, Steve	JACKSON, Jody
	Advance*		0	235	220	230
<b>1</b>	Mason Rd	604	0	66	110	84
<b>2</b>	MacIntosh Dr	399	0	37	48	44
<b>3</b>	Johnson Dr	445	0	71	62	89
<b>4</b>	Kennedy Rd	469	1	63	92	82
<b>5</b>	MacPherson Ave	394	0	71	79	82
	<b>TOTALS</b>	2311	1	543	611	611

\* Includes all Advance, Mobile Polls and Mail-in Ballots





# Town of Cornwall

## MAYOR CANDIDATES

**MCCOURT, Minerva**

## OPEN WARD COUNCILLOR CANDIDATES

**BARNES, Elaine**

**CAMPBELL, Steve**

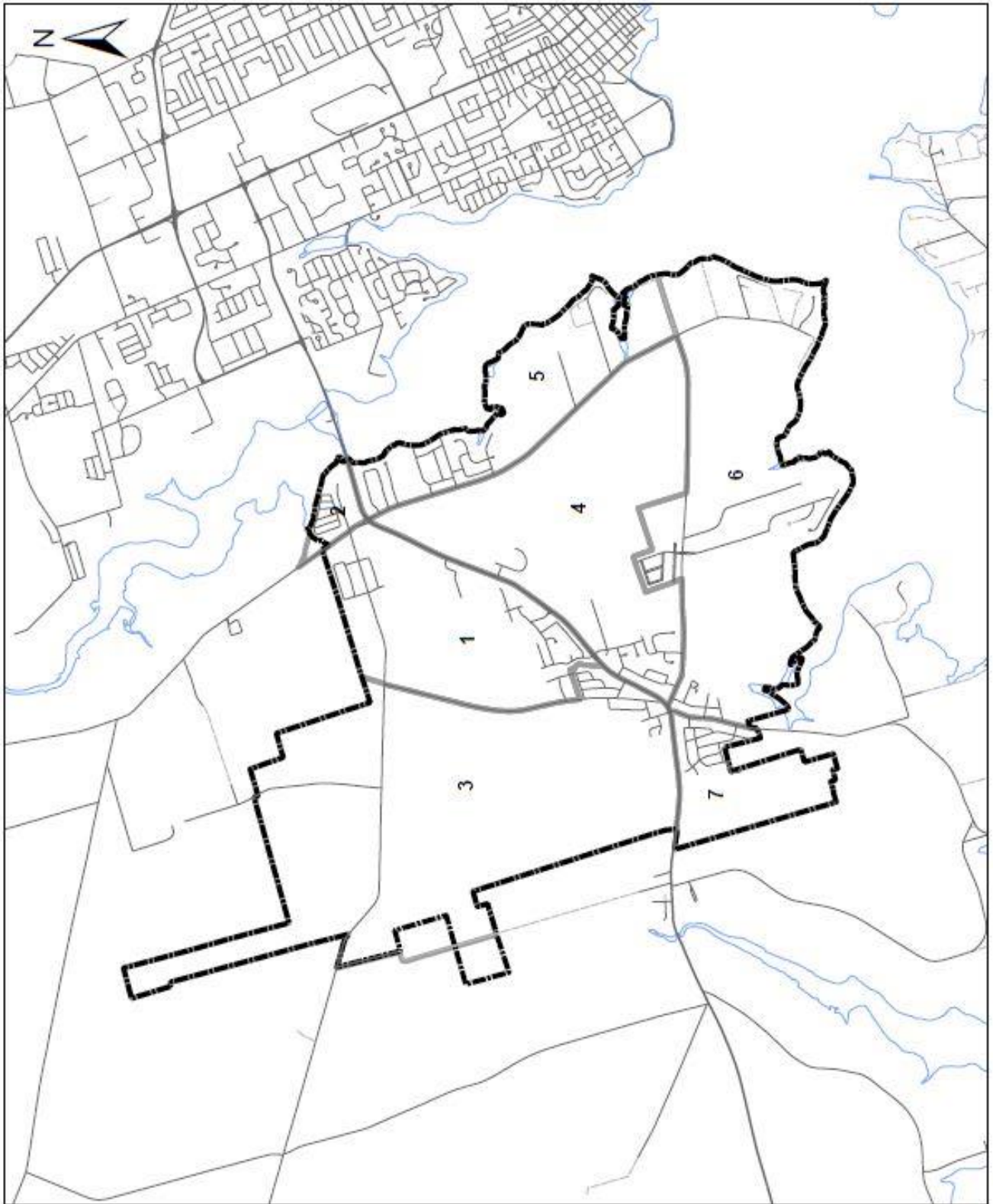
**FRIZZELL, Corey**

FULLERTON, Glen "Barney"

**HERLIHY, Judy**

**MACISAAC, Jill**

**STEVENSON, Cory**





Town of  
**Cornwall**

so much to offer...

No.	Ward	Number of Electors	Ballots Cast for Mayor Candidates
			MCCOURT, Minerva
	OPEN WARD	1,402	ACCLAIMED

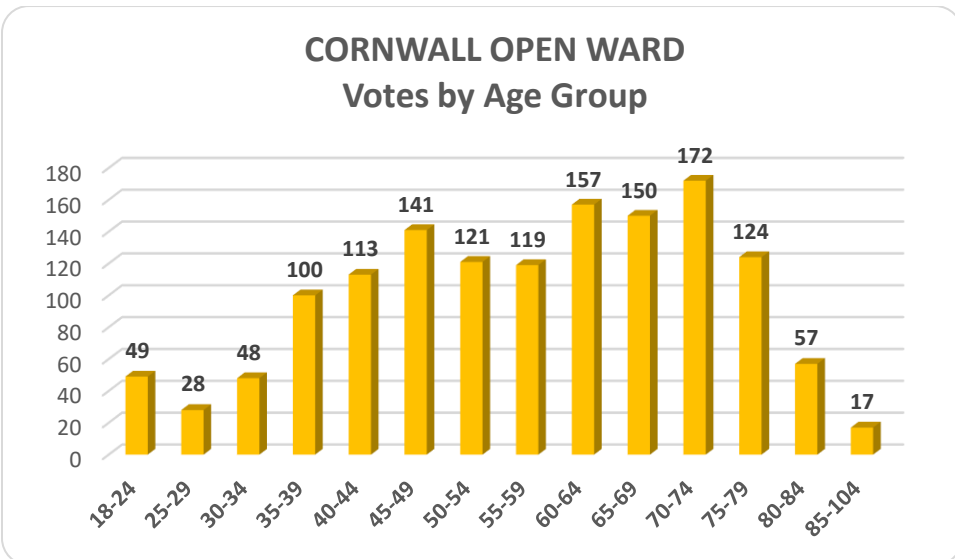
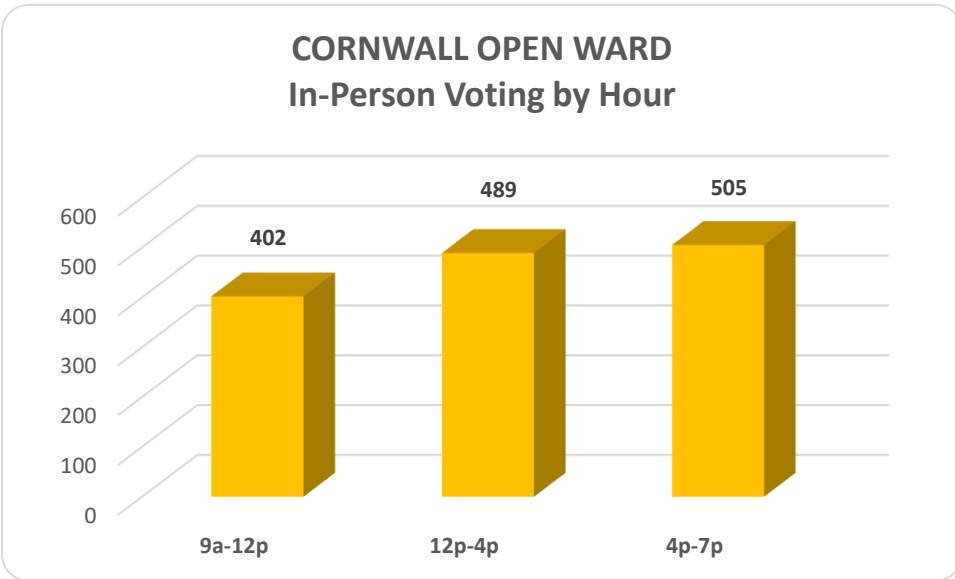
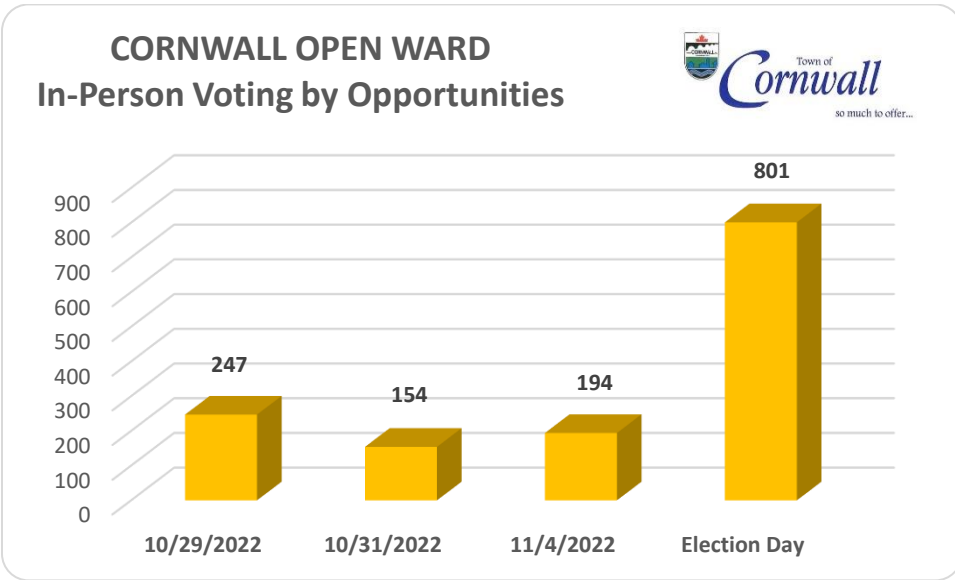
\* Elector: registered eligible person entitled to vote at the election      Voter: has voted

#### HISTORIC AND CURRENT VOTER TURNOUT

Year	# of Electors	# of Votes	Percentage
2000	2,901	1,388	48 %
2003	3,257	1,307	40 %
2006	3,066	n/a – Mayor was acclaimed	
2010	3,176	1,296	41 %
2014	3,238	1,711	53 %
2018	3,692	1,820	49 %
2022	4184	1,402	33.5%

#### VOTER INFORMATION CARDS

Total number of voters      1,402  
 Voters presenting Voter Information Cards at Polls      1,117  
 Percentage of voters presenting Voter Information Cards      79.7%







CORNWALL: OPEN WARD  
 Returning Officer: Bev Gaudet

			<b>Ballots cast for Mayor Candidates</b>			
			<b>Minerva McCourt</b>			
	<b>Polling Division</b>	<b>Number of Electors</b>	<b>ACCLAIMED</b>			
	* Advance					
<b>1</b>	East Wiltshire	759				
<b>2</b>	Chateau Estates	325				
<b>3</b>	Cornwall North	465				
<b>4</b>	Cornwall East	760				
<b>5</b>	York Point	571				
<b>6</b>	Ferry Rd	921				
<b>7</b>	Cornwall South	383				
	<b>TOTALS</b>	4184				

\* Includes all Advance, and Mail-in Ballots

**COUNCILLOR**

<b>Poll</b>	<b>Polling Division</b>	<b># Eligible Electors</b>	<b>Rejected Ballots</b>	<b>Ballots cast for Councillor Candidates</b>			
				<b>BARNES, Elaine</b>	<b>CAMPBELL, Steven</b>	<b>FRIZZELL, Corey</b>	<b>FULLERTON, Glen Barney</b>
	Advance			<b>388</b>	<b>400</b>	<b>344</b>	221
<b>1</b>	East Wiltshire	759	1	76	82	71	51
<b>2</b>	Chateau Estates	325		24	17	21	22
<b>3</b>	Cornwall North	465	2	69	58	72	42
<b>4</b>	Cornwall East	760		104	82	98	81
<b>5</b>	York Point	571		54	53	56	34
<b>6</b>	Ferry Rd	921		137	139	148	88
<b>7</b>	Cornwall South	383		56	61	36	50
	<b>TOTALS</b>	4184		908	892	846	589

**COUNCILLOR**

<b>Poll</b>	<b>Polling Division</b>	<b># Eligible Electors</b>	<b>Rejected Ballots</b>	<b>Ballots cast for Councillor Candidates</b>		
				<b>HERLIHY, Judy</b>	<b>MACISAAC, Jill</b>	<b>STEVENSON, Cory</b>
	Advance			<b>442</b>	<b>449</b>	<b>461</b>
<b>1</b>	East Wiltshire	759	1	87	95	88
<b>2</b>	Chateau Estates	325		20	31	27
<b>3</b>	Cornwall North	465	2	63	74	82
<b>4</b>	Cornwall East	760		91	108	111
<b>5</b>	York Point	571		54	61	60
<b>6</b>	Ferry Rd	921		142	162	165
<b>7</b>	Cornwall South	383		50	61	67
	<b>TOTALS</b>	4184		949	1041	1061





# Town of Three Rivers

## MAYOR CANDIDATES

BROW, Ray  
**JOHNSTON, Debbie**

## WARD NAME

## COUNCILLOR CANDIDATES

Ward 1  
Gasperaux

**MUNRO, Allan**  
**VAN DONKERSGOED, M. Anne**

Ward 2  
Montague

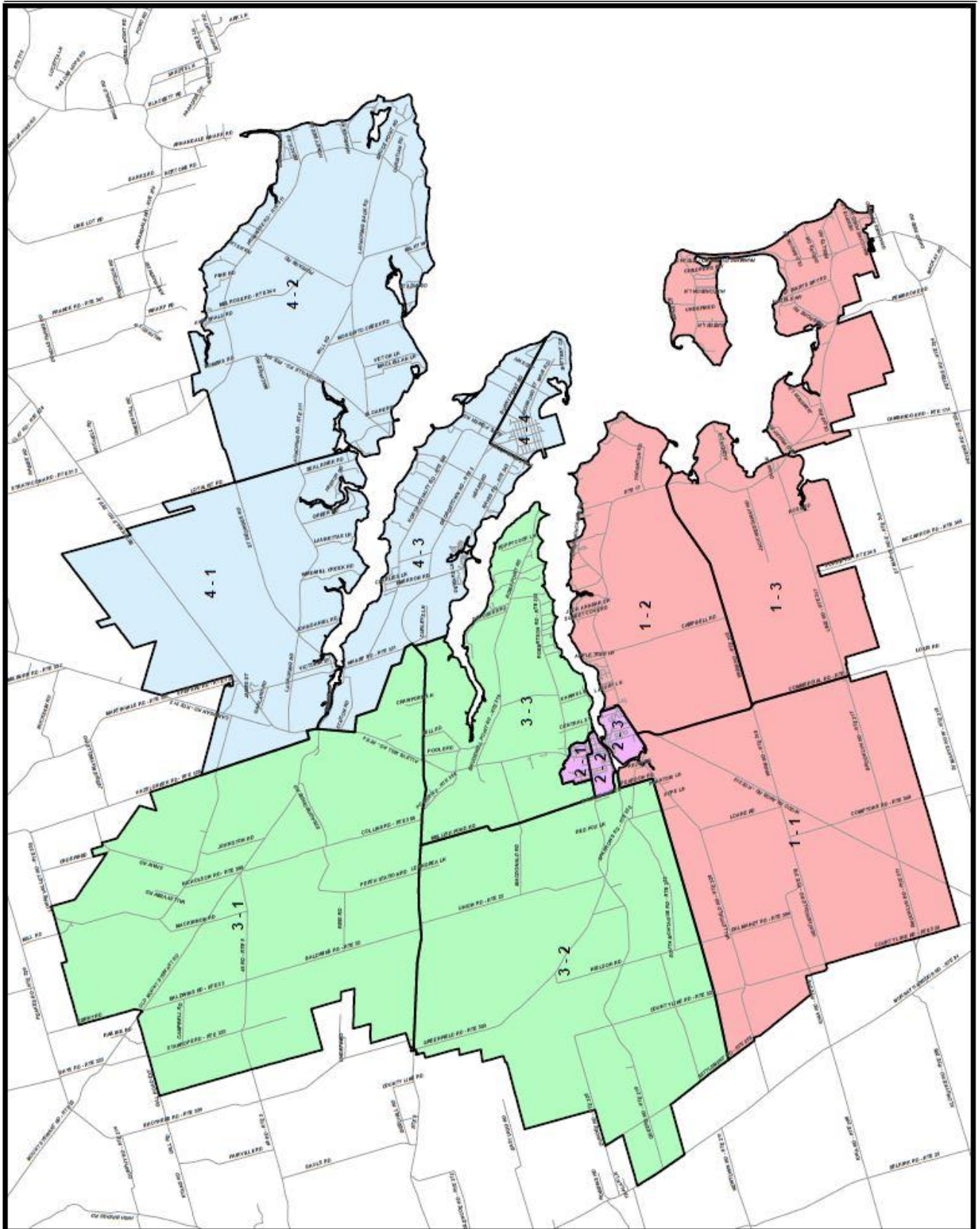
DOYLE, Sarah  
**MACFARLANE, John**  
**SPIN, Wayne**

Ward 3  
Brudenell

**MACDONALD, Martina J.**  
MCGRATH, David  
REID, Andrew  
**VAN DYKE, John**

Ward 4  
Launching

GALWAY, Brendon  
**JENKINS, Cody**  
LETHBRIDGE, Robert  
**MACLEAN, Cindy**





# Town of Three Rivers

## MAYOR

No.	Ward	Number of Electors	Ballots Cast for Mayor Candidates	
			BROW, Ray	JOHNSTON, Debbie
1	Gaspeaux	1,388	126	268
2	Montague	1,341	130	371
3	Brudenell	1,406	218	294
4	Launching	1,348	379	166
	<b>TOTALS</b>	5,483	853	1099

\* Elector: registered eligible person entitled to vote at the election

### HISTORIC AND CURRENT VOTER TURNOUT

Year	# of Electors	# of Votes	Percentage
2022	5,484	1,998	36.4%

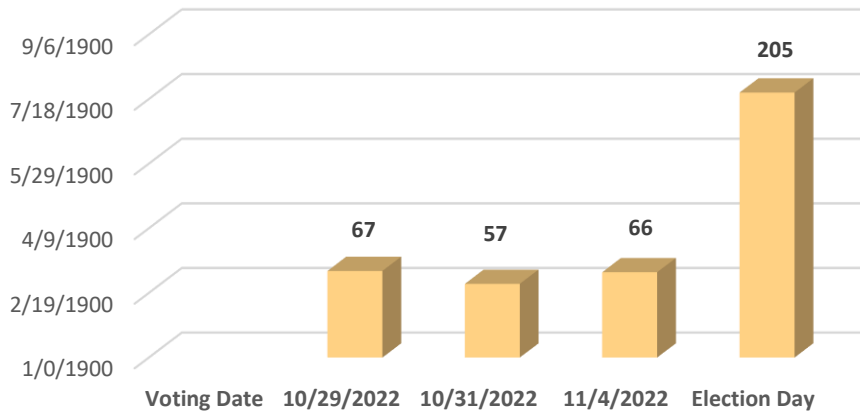
### VOTER INFORMATION CARDS

Total number of voters 1,998

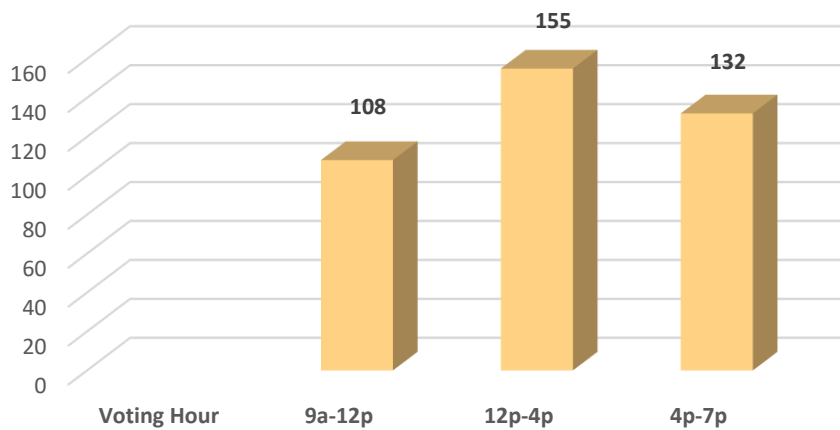
Voters presenting Voter Information Cards at Polls 1,498

Percentage of voters presenting Voter Information Cards 75%

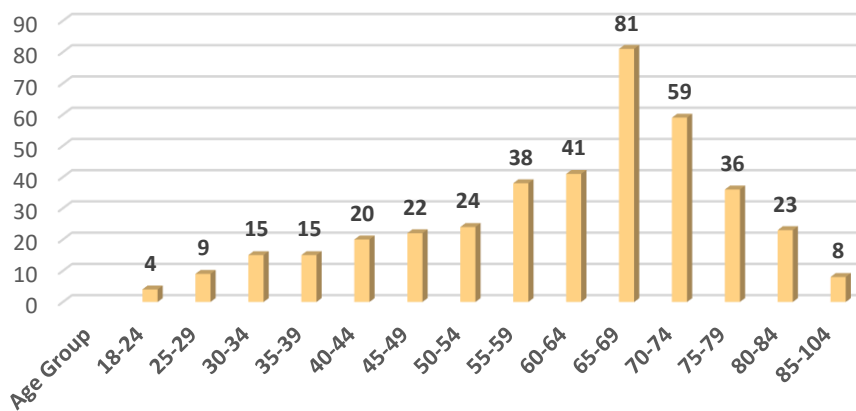
### THREE RIVERS WARD 1 In-Person Voting Opportunities



### Three Rivers Ward 1 In-Person Voting by Hour



### THREE RIVERS WARD 1 Voting by Age Demographic



**WARD NO. 1 GASPERAUX**

Returning Officer: Sean Halley

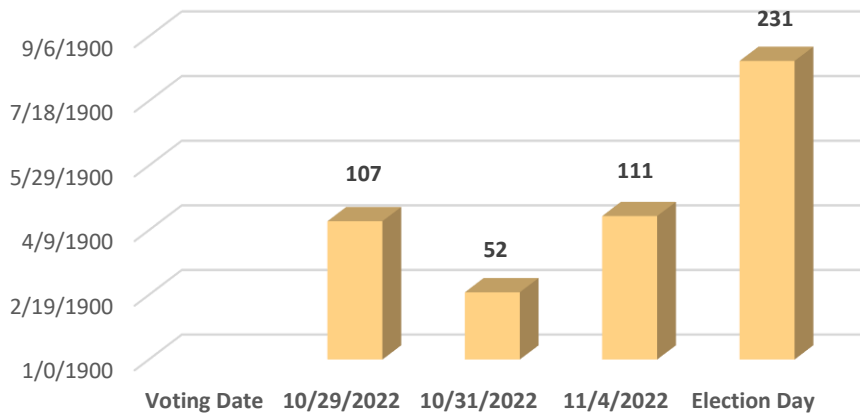
**MAYOR**

	Polling Division: GASPERAUX	Number of Electors	Ballots cast for Mayor Candidates		
			Rejected Ballots	BROW, Ray	JOHNSTON, Debbie
	Advance*		2	56	135
<b>1</b>	Mason Rd	364	0	13	26
<b>2</b>	MacIntosh Dr	554	0	39	59
<b>3</b>	Johnson Dr	470	0	18	48
	<b>TOTALS</b>	1,388	2	126	268

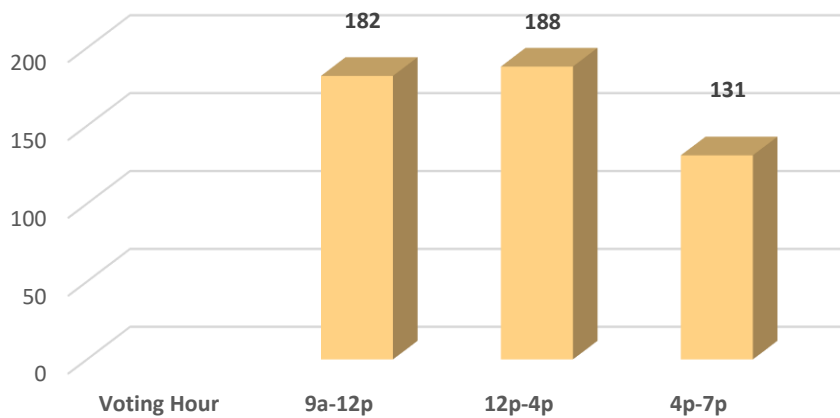
\* Includes all Advance, Hospital Polls, Mobile Polls, and Mail-in Ballots : **28.5% Voter Turnout****COUNCILLOR**

	Polling Division GASPERAUX	Number of Electors	Ballots cast for Mayor Candidates	
			MUNRO, Alan	VAN DONKERSGOED, M. Anne
	Advance*		<b>ACCLAIMED</b>	<b>ACCLAIMED</b>
<b>1</b>	Mason Rd	364		
<b>2</b>	MacIntosh Dr	554		
<b>3</b>	Johnson Dr	470		
	<b>TOTALS</b>	1,388		

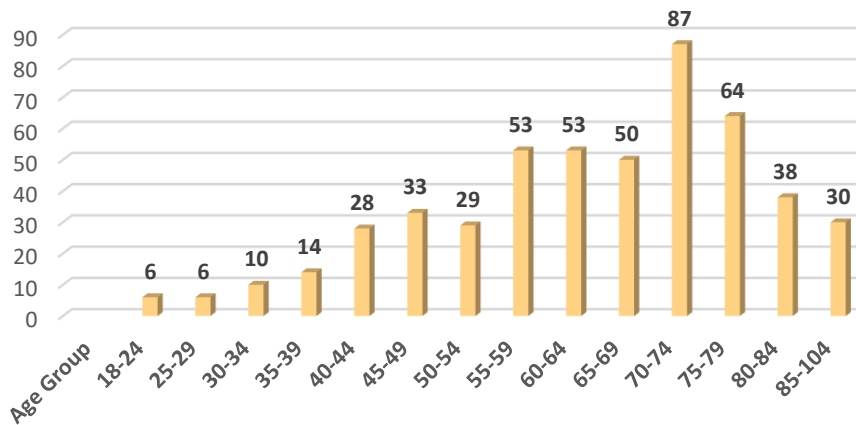
### THREE RIVERS WARD 2 In-Person Voting Opportunities



### THREE RIVERS WARD 2 In-Person Voting by Hour



### THREE RIVERS WARD 2 Voting by Age Demographic





**WARD NO. 2 MONTAGUE**

Returning Officer: Sean Halley

**MAYOR**

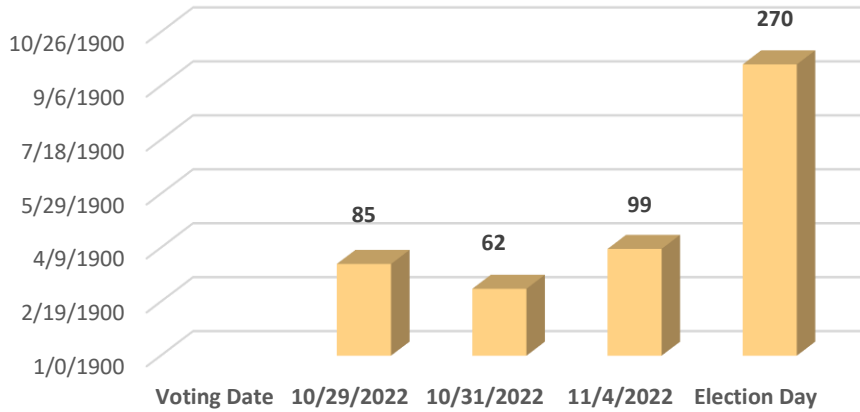
	Polling Division: MONTAGUE	Number of Electors	Ballots cast for Mayor Candidates		
			Rejected Ballots	BROW, Ray	JOHNSTON, Debbie
	Advance*		6	67	220
<b>1</b>	Mason Rd	399	1	19	50
<b>2</b>	MacIntosh Dr	513	0	22	55
<b>3</b>	Johnson Dr	429	2	22	46
	<b>TOTALS</b>	1,341	9	130	371

\* Includes all Advance, Hospital Polls, Mobile Polls, and Mail-in Ballots : **38% Voter Turnout****COUNCILLOR**

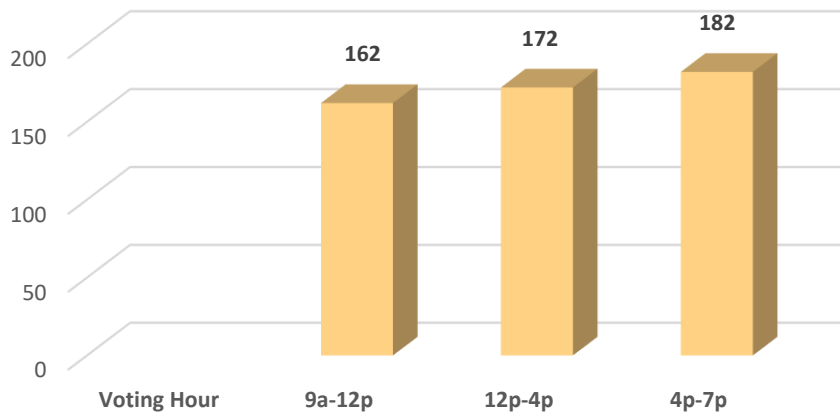
	Polling Division: MONTAGUE	Number of Electors	Ballots cast for Councillor Candidates			
			Rejected Ballots	DOYLE, Sarah	MACFARLANE, John	SPIN, Wayne
	Advance*		2	138	202	184
<b>1</b>	Mason Rd	399	0	38	48	37
<b>2</b>	MacIntosh Dr	513	1	37	62	42
<b>3</b>	Johnson Dr	429	0	49	43	29
<b>4</b>	<b>TOTALS</b>	1,341	3	262	355	292

\* Includes all Advance, Hospital Polls, Mobile Polls, and Mail-in Ballots

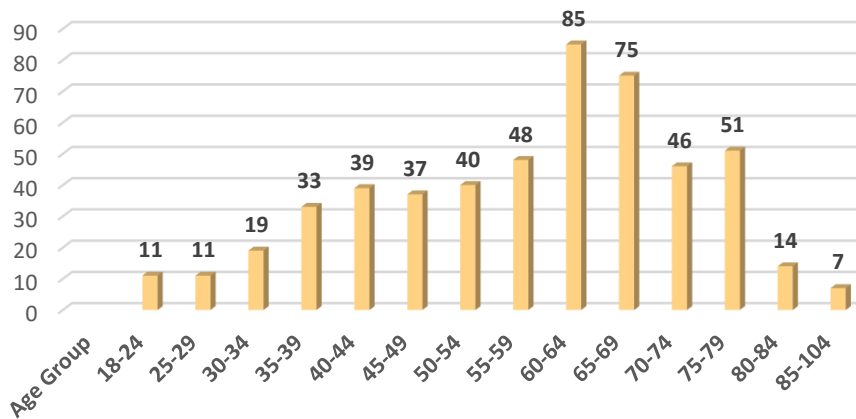
### THREE RIVERS WARD 3 In-Person Voting Opportunities



### THREE RIVERS WARD 3 In-Person Voting by Hour



### THREE RIVERS WARD 3 Voting by Age Demographic



**WARD NO. 3 BRUDENELL**

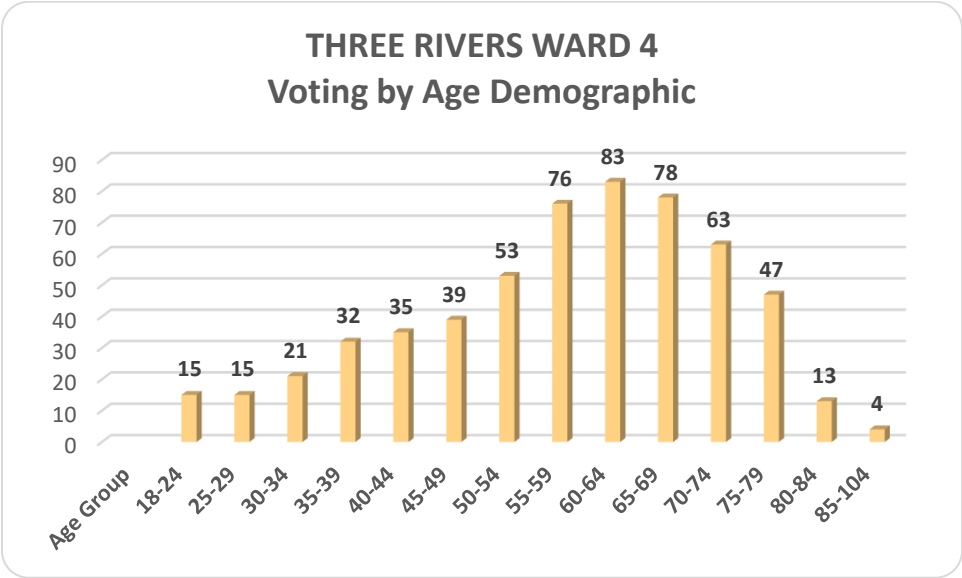
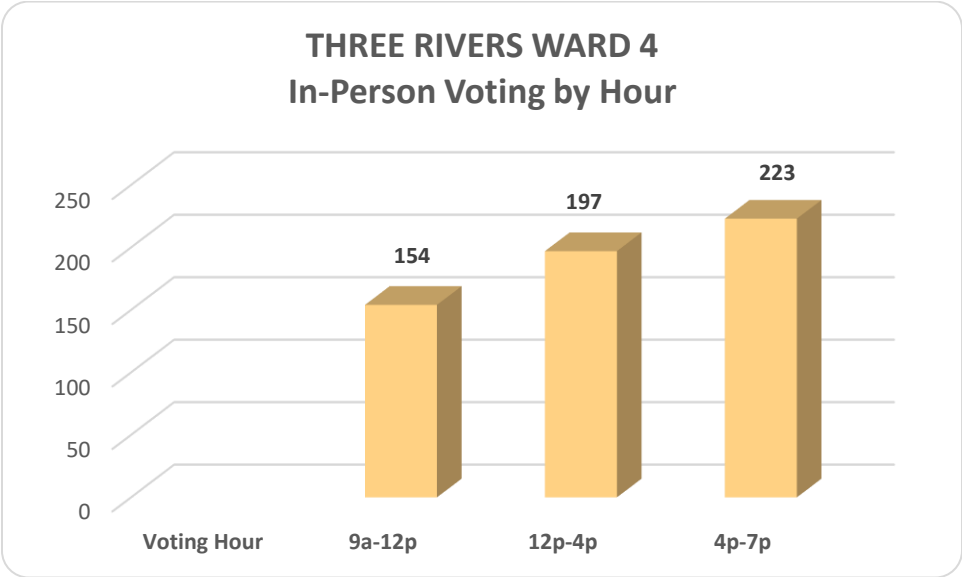
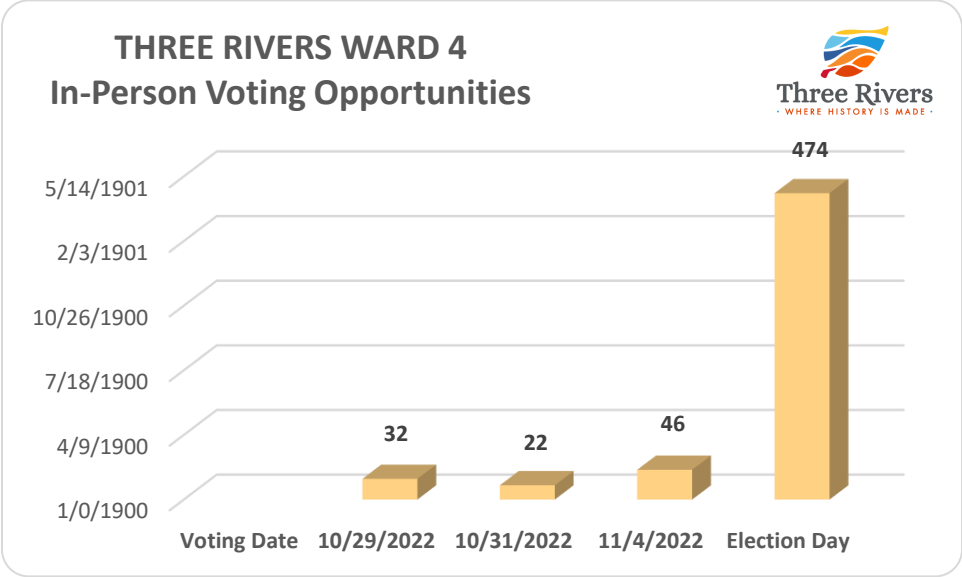
Returning Officer: Marie Curran

**MAYOR**

Poll No	Polling Division: BRUDENELL	Number of Electors	Ballots cast for Mayor Candidates		
			Rejected Ballots	BROW, Ray	JOHNSTON, Debbie
	Advance*		3	99	145
<b>1</b>	48 Road	428	0	32	35
<b>2</b>	Union Road	532	0	43	63
<b>3</b>	Roma Point Road	447	1	44	51
	<b>TOTALS</b>	1,407	4	218	294

\* Includes all Advance, Hospital Polls, Mobile Polls, and Mail-in Ballots : **36.6% Voter Turnout****COUNCILLOR**

Poll No	Polling Division: BRUDENELL	Number of Eligible Electors	Rejected Ballots	Ballots Cast for Councillor Candidates			
				MACDONALD, Martina J.	MCGRATH, David	REID, Andrew	VAN DYKE, John
*	Advance		0	136	60	61	187
1	48 Road	428	0	34	38	13	31
2	Union Road	532	0	55	25	33	73
3	Roma Point Road	447	0	53	13	35	63
	<b>TOTALS</b>	1,407	0	278	136	142	353



**WARD NO. 4 LAUNCHING**

Returning Officer: Marie Curran

**MAYOR**

Poll No	Polling Division: LAUNCHING	Number of Electors	Ballots cast for Mayor Candidates		
			Rejected Ballots	BROW, Ray	JOHNSTON, Debbie
	Advance*		0	99	145
<b>1</b>	Cardigan North	324	1	<b>33</b>	22
<b>2</b>	Degros Marsh	214	0	43	<b>63</b>
<b>3</b>	Georgetown Royalty	357	1	<b>104</b>	43
<b>4</b>	Georgetown	453	6	<b>144</b>	47
	<b>TOTALS</b>	1348	8	218	<b>294</b>

\* Includes all Advance, Hospital Polls, Mobile Polls, and Mail-in Ballots : **38.5% Voter Turnout****COUNCILLOR**

Poll No	Polling Division: LAUNCHING	Number of Eligible Electors	Rejected Ballots	Ballots Cast for Councillor Candidates			
				GALWAY, Brendon	JENKINS, Cody	LETHBRIDGE, Robert	MACLEAN, Cindy
*	Advance		0	157	<b>396</b>	107	<b>358</b>
<b>1</b>	Cardigan North	324	0	15	<b>40</b>	32	<b>34</b>
<b>2</b>	Degros Marsh	214	0	10	28	<b>29</b>	<b>35</b>
<b>3</b>	Georgetown Royalty	357	0	45	<b>107</b>	18	<b>101</b>
	Georgetown	453		70	<b>153</b>	8	<b>124</b>
	<b>TOTALS</b>	1,348	0	278	<b>136</b>	142	<b>353</b>